

Annex B

DETAILED STATEMENT OF CURRENT YEAR'S OBLIGATIONS, DISBURSEMENTS AND UNPAID OBLIGATIONS  
As of June 30, 2013

Department: State Universities and Colleges  
Agency/Operating Units: MINDORO STATE COLLEGE OF AGRICULTURE AND TECHNOLOGY  
Region/Province/City: Region IV-B  
Fund: 101

Program/Activity/Project (P/A/P) and Account Title	Account Code	Current Year Obligations					Disbursements					Balance (Unpaid Obligations)	Breakdown of Unpaid Obligations	
		1st Quarter ending March 31	2nd Quarter ending June 30	3rd Quarter ending Sept. 30	4th Quarter ending Dec. 31	Total	1st Quarter ending March 31	2nd Quarter ending June 30	3rd Quarter ending Sept. 30	4th Quarter ending Dec. 31	Total		Accounts Payable	Obligations Not Yet Due and Demandable
1	2	3	4	5	6	7	8	9	10	11	12	13 = (7-12)	14 = (14+15)	15
<b>1. CURRENT YEAR BUDGET/APPROPRIATIONS</b>														
<b>A. AGENCY SPECIFIC BUDGET</b>														
<b>P/A/P (please specify)</b>														
<b>Personnel Services</b>														
Salaries and Wages														
Salaries and Wages - Regular	701	17,939,518.27	16,905,964.29			34,875,482.56	16,116,629.65	15,236,219.24			31,352,848.89	3,522,633.67		
Salaries and Wages - Military/Uniformed	702					-					-			
Salaries and Wages - Substitute	704	74,744.90				74,744.90	74,744.90				74,744.90			
Salaries and Wages - Casual	705	120,933.83	94,317.82			215,251.65	119,733.83	94,317.82			214,051.65	1,200.00		
Salaries and Wages - Contractual	706					-					-			
Salaries and Wages - Emergency	707	10,999.69	16,145.16			27,144.75	10,999.69	16,145.16			27,144.75			
Other Compensation														
Personnel Economic Relief Allowance (PERA)	711	1,351,151.24	1,312,255.89			2,663,407.13	1,351,151.24	1,312,255.89			2,663,407.13			
Additional Compensation (ADCOM)	712					-					-			
Representation Allowance (RA)	713	58,500.00	52,467.74			110,967.74	58,500.00	52,467.74			110,967.74			
Transportation Allowance (TA)	714	34,872.13	32,263.55			67,135.68	34,872.13	32,263.55			67,135.68			
Clothing/Uniform Allowance	715		1,085,000.00			1,085,000.00		1,085,000.00			1,085,000.00			
Subsistence, Laundry and Quarters Allowance	716	15,750.00	13,950.00			29,700.00	15,750.00	13,950.00			29,700.00			
Productivity Incentive Allowance	717	448,000.00	2,000.00			448,000.00	448,000.00	2,000.00			448,000.00			
Overseas Allowance	718					-					-			
Other bonuses and Allowances	719					-					-			
Honoraria	720	28,800.00	32,850.00			62,650.00	28,800.00	26,550.00			56,350.00	6,300.00		
Hazard Pay	721					-					-			
Longevity Pay	722					-					-			
Overtime and Night Pay	723					-					-			
Cash Gift	724		562,500.00			562,500.00		562,500.00			562,500.00			
Year end Bonus	725		2,531,219.50			2,531,219.50		2,531,219.50			2,531,219.50			
Personnel Benefit Contributions														
Life and Retirement Insurance Contributions	731	1,842,495.59	1,778,596.57			3,621,092.16	1,842,495.59	1,778,596.57			3,621,092.16			
Pag-big Contributions	732	68,700.00	66,400.00			135,100.00	68,700.00	66,400.00			135,100.00			
Philhealth Contributions	733	159,412.50	201,692.02			361,404.52	159,412.50	201,692.02			361,404.52			
ECC Contributions	734	68,229.95	66,065			134,294.95	68,229.95	66,065.00			134,294.95			
Other Personnel Benefits						-					-			

## Annex B

## DETAILED STATEMENT OF CURRENT YEAR'S OBLIGATIONS, DISBURSEMENTS AND UNPAID OBLIGATIONS

As of June 30, 2013

Department: State Universities and Colleges

Agency/Operating Units: MINDORO STATE COLLEGE OF AGRICULTURE AND TECHNOLOGY

Region/Province/City: Region IV-B

Fund: 101

Program/Activity/Project (PIA/P) and Account Title	Account Code	Current Year Obligations					Disbursements					Balance (Unpaid Obligations)	Breakdown of Unpaid Obligations	
		1st Quarter ending March 31	2nd Quarter ending June 30	3rd Quarter ending Sept. 30	4th Quarter ending Dec. 31	Total	1st Quarter ending March 31	2nd Quarter ending June 30	3rd Quarter ending Sept. 30	4th Quarter ending Dec. 31	Total		Accounts Payable	Obligations Not Yet Due and Demandable
1	2	3	4	5	6	7	8	9	10	11	12	13 = (7- 12)	14 = (14+15)	15
<b>Maintenance &amp; Other Operating Expenses</b>						-					-	-		
Traveling Expenses						-					-	-		
Travel Expenses-Local	751	170,761.77	377,957.14			548,728.91	143,362.27	307,460.14			450,852.41	97,876.50		
Travel Expenses-Foreign	752					-					-	-		
Training and Scholarship Expenses						-					-	-		
Training Expenses	753	47,650.00	168,950.00			216,600.00	47,650.00	168,950.00			216,600.00	-		
Scholarship Expenses	754					-					-	-		
Supplies and Materials Expenses						-					-	-		
Office Supplies Expenses	755	41,628.20	172,452.75			214,120.95	16,914.42	35,559.92			52,474.34	161,646.61		
Accountable Forms Expenses	756		13,550.00			13,550.00		13,550.00			13,550.00	-		
Animal/Zoological Supplies Expenses	757					-					-	-		
Food Supplies Expenses	758					-					-	-		
Drugs and Medicines Expenses	759	9,000.00	(2,520.00)			6,380.00	5,000.00				5,000.00	1,380.00		
Medical, Dental and Laboratory Supplies Expenses	760					-					-	-		
Gasoline, Oil and Lubricants Expenses	761	147,322.28	224,134.84			371,457.12	136,430.02	212,592.01			352,012.03	19,445.09		
Agricultural Supplies Expenses	762	13,605.00	136,355.00			149,960.00	5,605.00	10,243.30			15,848.30	134,111.70		
Textbooks and Instructional Materials	763		12,000.00			12,000.00					-	12,000.00		
Military and Police Supplies Expenses	764					-					-	-		
Other Supplies Expenses	765	144,141.85	196,297.88			340,439.73	121,482.48	156,267.26			280,749.75	59,689.98		
Utility Expenses						-					-	-		
Water Expenses	766	11,870.00	7,650.00			19,520.00	11,446.06	7,376.78			18,822.86	697.14		
Electricity Expenses	767	504,087.71	525,770.88			1,030,758.59	463,106.65	497,629.23			960,735.89	50,022.70		
Cooking Gas Expenses	768	1,850.00	2,700.00			4,550.00	1,794.50	2,618.00			4,413.50	136.50		
Communication Expenses						-					-	-		
Postage and Deliveries	771	2,945.00	4,015.00			6,960.00	2,945.00	4,015.00			6,960.00	-		
Telephone Expenses-Landline	772	2,027.15	5,748.03			7,775.18	1,900.47	5,388.78			7,289.25	485.93		
Telephone Expenses-Mobile	773	50,002.37	42,921.42			92,923.79	50,002.37	42,921.42			92,923.79	(0.00)		
Internet expenses	774	63,149.00	55,785.61			118,934.61	60,156.21	52,863.80			113,020.01	5,914.60		
Cable, Satellite, Telegraph and Radio Expenses	775		27,960.00			27,960.00		27,960.00			27,960.00	-		
Membership Dues and Contributions to Org.	776	87,000.00				87,000.00	87,000.00				87,000.00	-		
Awards and Indemnities	779					-					-	-		
Advertising Expenses/Promo	780		12,173.32			12,173.32		11,990.46			11,990.46	182.86		
Printing and Binding Expenses	781	12,794.00	9,230.00			22,024.00	1,169.29	14,053.02			15,222.31	6,801.69		
Rent Expenses	782	36,000.00	36,000.00			72,000.00	32,785.74	32,785.74			65,571.48	6,428.52		
Representation Expenses	783	1,378.00	11,662.90			12,940.90	1,378.00	11,562.50			12,940.50	-		
Transportation and Delivery Expenses	784					-					-	-		
Storage Expenses	785					-					-	-		
Subscription Expenses	786	3,968.00	6,760.00			10,728.00	3,755.43	6,458.22			10,213.65	514.35		

## DETAILED STATEMENT OF CURRENT YEAR'S OBLIGATIONS, DISBURSEMENTS AND UNPAID OBLIGATIONS

As of June 30, 2013

Department: State Universities and Colleges

Agency/Operating Unit: MINDORO STATE COLLEGE OF AGRICULTURE AND TECHNOLOGY

Region/Province/City: Region IV-B

Fund: 101

Program/Activity/Project (P/A/P) and Account Title	Account Code	Current Year Obligations					Disbursements					Balance (Unpaid Obligations)	Breakdown of Unpaid Obligations	
		1st Quarter ending March 31	2nd Quarter ending June 30	3rd Quarter ending Sept. 30	4th Quarter ending Dec. 31	Total	1st Quarter ending March 31	2nd Quarter ending June 30	3rd Quarter ending Sept. 30	4th Quarter ending Dec. 31	Total		Accounts Payable	Obligations Not Yet Due and Demandable
		3	4	5	6	7	8	9	10	11	12		13 12)	14
Survey Expenses	787					-					-	-		
Rewards and Other Claims	788					-					-	-		
Professional Services														
Legal Services	791	20,000.00	1,232.00			21,232.00	20,000.00	1,232.00			21,232.00			
Auditing Services	792	24,174.00	90,162.85			114,336.85	24,174.00	89,952.97			114,126.97	209.88		
Consultancy Services	793					-					-	-		
Environment/Sanitary Services	794					-					-	-		
General Services	795					-					-	-		
Janitorial Services	796					-					-	-		
Other Professional Services	799					-					-	-		
Repairs & Maintenance (Specify object)														
Repairs & Maintenance (RM) - Land Improvements														
RM - Land Improvements	802		94,020.00			94,020.00		88,983.21			88,983.21	5,036.79		
RM - Runways/Taxways	803					-					-	-		
RM - Railways	804					-					-	-		
RM - Electrification, Power and Energy Structures	805					-					-	-		
RM - Buildings														
RM - Office Buildings	811	20,425.00	23,495.72			43,920.72	20,425.00				20,425.00	23,495.72		
RM - School Buildings	812	647,279.75	1,656,473.15			2,303,751.90	345,386.33	415,154.01			760,540.34	1,543,211.56		
RM - Hospitals and Health Centers	813					-					-	-		
RM - Markets and Slaughterhouses	814					-					-	-		
RM - Other Structures	815	9,000.00	211,228.33			220,228.33					-	220,228.33		
RM - Leasehold Improvements														
RM - Leasehold Improvements, Land	818					-					-	-		
RM - Leasehold Improvements, Buildings	819					-					-	-		
RM - Other Leasehold Improvements	820					-					-	-		
RM - Office Equipment, Furnitures and Fixtures														
RM - Office Equipment, Furnitures and Fixtures	821		9,200.00			9,200.00					-	9,200.00		
RM - Furniture and Fixtures	822	32,549.00	106,355.00			138,904.00	11,479.76	99,045.28			110,525.04	28,378.96		
RM - IT Equipment and Software	823	3,070.00	4,500.00			7,570.00	2,905.54	4,259.00			7,164.54	405.46		
RM - Machinery and Equipment														
RM - Machinery and Equipment	826	2,050.00	16,700.00			18,750.00	1,988.50	16,700.00			18,688.50	61.50		
RM - Agricultural, Fishery and Forestry Equipments	827					-					-	-		
RM - Airport Equipment	828					-					-	-		
RM - Communication Equipment	829					-					-	-		
RM - Construction and Heavy Equipment	830					-					-	-		
RM - Firefighting Equipment and Accessories	831					-					-	-		
RM - Hospital Equipment	832					-					-	-		

## Annex B

## DETAILED STATEMENT OF CURRENT YEAR'S OBLIGATIONS, DISBURSEMENTS AND UNPAID OBLIGATIONS

As of June 30, 2013

Department: State Universities and Colleges

Agency/Operating Units: MINDORO STATE COLLEGE OF AGRICULTURE AND TECHNOLOGY

Region/Province/City: Region IV-B

Fund: 101

Program/Activity/Project (P/A/P) and Account Title	Account Code	Current Year Obligations					Disbursements					Balance (Unpaid Obligations)	Breakdown of Unpaid Obligations	
		1st Quarter ending March 31	2nd Quarter ending June 30	3rd Quarter ending Sept. 30	4th Quarter ending Dec. 31	Total	1st Quarter ending March 31	2nd Quarter ending June 30	3rd Quarter ending Sept. 30	4th Quarter ending Dec. 31	Total		Accounts Payable	Obligations Not Yet Due and Demandable
1	2	3	4	5	6	7	8	9	10	11	12	13 = (7- 12) = (14+15)	14	15
RM - Medical, Dental and Laboratory Equipment	833					-					-	-		
RM - Military and Police Equipment	834					-					-	-		
RM - Sports Equipment	835					-					-	-		
RM - Technical and Scientific Equipment	836					-					-	-		
RM - Other Machinery and Equipment	840	9,159.00				9,159.00	8,668.34				8,668.34	490.66		
RM - Transportation Equipment						-					-	-		
RM - Motor Vehicles	841	96,269.00	48,820.00			145,089.00	66,397.34	23,975.00			90,372.34	57,716.06		
RM - Trains	842					-					-	-		
RM - Aircrafts and Airground Equipment	843					-					-	-		
RM - Watercrafts	844					-					-	-		
RM - Other Transportation Equipment	846					-					-	-		
RM - Other Property, Plant and Equipment	850					-					-	-		
RM - Public Infrastructures						-					-	-		
RM - Roads, Highways and Bridges	851					-					-	-		
RM - Parks, Plazas and Monuments	852					-					-	-		
RM - Pts, Lighthouses and Harbors	853					-					-	-		
RM - Artesian Wells, Reservoirs, Pumping						-					-	-		
Station and Conduits	854	16,405.00	2,455.00			20,860.00		17,466.34			17,466.34	3,393.66		
Miscellaneous Expenses	864	3,005.00				3,005.00	3,005.00				3,005.00	-		
Taxes, Insurance Premiums and Other Fees						-					-	-		
Taxes, Duties and Licenses	891		5,274.00			5,274.00		5,274.00			5,274.00	-		
Fidelity Bond Premiums	892	16,004.00	11,250.00			29,254.00	16,004.00	11,250.00			29,254.00	-		
Insurance Expenses	893	54,697.22	11,696.19			66,393.41	54,697.22	11,696.19			66,393.41	-		
Other Maintenance and Operating Expenses	969	74,017.39	30,133.23			104,150.62	73,921.39	30,133.23			104,054.62	96.00		
<b>Financial Expenses</b>						-					-	-		
Bank Charges	971	1,357.50	707.50			2,065.00	1,357.50	707.50			2,065.00	-		
Commitments Fees	972					-					-	-		
Debt Service Subsidy to GOCCs	973					-					-	-		
Documentary Stamp Expenses	974	210.00				210.00	210.00				210.00	-		
Interest Expenses	975					-					-	-		
Other Financial Charges	979					-					-	-		
<b>Capital Outlays</b>						-					-	-		
Office Equipment, Furniture and Fixtures						-					-	-		
Office Equipment	221					-					-	-		
Furniture and Fixtures	222					-					-	-		
IT Equipment and Software, etc.	223	499,000.00				499,000.00	499,000.00				499,000.00	-		
Library Books	224	773,874.25				773,874.25	736,437.66				736,437.66	34,436.59		
Reforestation Projects-Marshland/Swampland	262					-					-	-		


Annex B

DETAILED STATEMENT OF CURRENT YEAR'S OBLIGATIONS, DISBURSEMENTS AND UNPAID OBLIGATIONS  
As of June 30, 2013


Department: State Universities and Colleges  
Agency/Operating Units: MINDORO STATE COLLEGE OF AGRICULTURE AND TECHNOLOGY  
Region/Province/City: Region IV-B  
Fund: 101

Program/Activity/Project (PIA/P) and Account Title	Account Code	Current Year Obligations					Disbursements					Balance (Unpaid Obligations)	Breakdown of Unpaid Obligations		
		1st Quarter ending March 31	2nd Quarter ending June 30	3rd Quarter ending Sept. 30	4th Quarter ending Dec. 31	Total	1st Quarter ending March 31	2nd Quarter ending June 30	3rd Quarter ending Sept. 30	4th Quarter ending Dec. 31	Total		Accounts Payable	Obligations Not Yet Due and Demandable	
1	2	3	4	5	6	7	8	9	10	11	12	13 12	= (7-12) = (14+15)	14	15
<b>B. SPECIAL PURPOSE FUNDS</b>															
Miscellaneous Personnel Benefits Fund						-						-	-		
Specify allotment class/object of expenditures						-						-	-		
Retirement Gratuity Fund	742	1,981,318.00				1,981,318.00	1,981,318.00				1,981,318.00	-	-		
Specify allotment class/object of expenditures						-					-	-	-		
Contingent Fund						-					-	-	-		
Specify allotment class/object of expenditures						-					-	-	-		
Calamity Fund						-					-	-	-		
Specify allotment class/object of expenditures						-					-	-	-		
Priority Development Assistance Fund		200,000.00				200,000.00	200,000.00				200,000.00	-	-		
Specify allotment class/object of expenditures						-					-	-	-		
Others (Please specify) Terminal Leave Benefits (SPF sequence in accordance with GAA)	742	125,867.00	215,744.00			341,611.00	125,867.00	215,744.00			341,611.00	-	-		
<b>C. AUTOMATIC APPROPRIATIONS</b>															
Retirement and Life Insurance Premium						-					-	-	-		
Specify object of expenditures						-					-	-	-		
Customs Duties and Taxes						-					-	-	-		
Specify object of expenditures						-					-	-	-		
Others (P/s. specify)						-					-	-	-		
<b>TOTAL CURRENT YEAR BUDGET/APPROPRIATION</b>		<b>28,186,918.44</b>	<b>29,371,826.88</b>			<b>57,558,745.32</b>	<b>25,812,175.91</b>	<b>25,734,741.80</b>			<b>51,546,917.71</b>	<b>6,013,828</b>			


Certified Correct:

  
FILOMENA P. REYES  
Acting Budget Officer

Approved By:

  
JESSE T. ZAMORA, Ed.D.  
SUC President

Certified Correct:

  
DORINA T. EMPLEO  
Acting Accountant