

STATEMENT OF APPROPRIATIONS, ALLOTMENTS, OBLIGATIONS, DISBURSEMENTS AND BALANCES
As of the Quarter Ending DECEMBER 31, 2016

FAR No. 1

Department : State College and Universities
Agency : MINDORO STATE COLLEGE OF AGRICULTURE AND TECHNOLOGY
Operating Unit : 04
Organization Code (UACS) : 090400000
Funding Source Code (as clustered): 101
(e.g. Old Fund Code: 101,102, 151)

X	Current Year Appropriations
	Supplemental Appropriations
	Continuing Appropriations

Particulars	UACS CODE	Appropriations			Allotments					Current Year Obligations					Current Year Disbursements					Balances				
		Authorized Appropriation	Adjustments (Transfer To)/From, Reassignment	Adjusted Appropriations	Allotments Received	Adjustments (Withdrawal, Realignment)	Transfer To	Transfer From	Adjusted Total Allotments	1st Quarter	2nd Quarter	3rd Quarter	4th Quarter	Total	1st Quarter	2nd Quarter	3rd Quarter	4th Quarter	Total	Unreleased Appropriations	Unobligated Allotment	Unpaid Obligations (15-20) = (23+24)		
										Ending March 31	Ending June 30	Ending Sept 30	Ending Dec 31		Ending March 31	Ending June 30	Ending Sept 30	Ending Dec 31				Due and Demandable	Not Yet Due and Demandable	
1	2	3	4	5=(3+4)	6	7	8	9	10=[(6+(-)7)+(-)8+9]	11	12			15=(11+12+13+14)	16.00	17.00			20=(16+17+18+19)	21=(5-10)	22=(10-15)	23	24	
L Agency Specific Budget	1 01 101																							
General Administration and Support																								
General Administration and Supervision	1 00 000000	28,152,000	0	28,152,000	23,803,734	0	0	0	23,803,734.00	4,614,368.12	6,161,836.41	5,914,737.81	6,732,791.66	23,323,734.00	4,614,368.12	6,161,836.41	5,914,737.81	6,732,791.66	23,323,734.00		280,000.00	0	0	
PAP	1 00																							
PS		19,352,000		19,352,000	14,803,734				15,923,734.00	2,753,911.51	4,222,457.78	3,132,237.62	5,815,127.09	15,923,734.00	2,753,911.51	4,222,457.78	3,132,237.62	5,815,127.09	15,923,734.00			0	0	
MOOE		8,800,000		8,800,000	8,800,000				7,680,000.00	1,760,456.61	1,939,378.63	2,782,500.19	917,664.57	7,400,000.00	1,760,456.61	1,939,378.63	2,782,500.19	917,664.57	7,400,000.00		280,000.00	0	0	
Fin Exp.(if applicable)																								
CO																								
Support to Operations	2 00 000000																							
PAP	2 00																							
PS																								
MOOE																								
Fin Exp.(if applicable)																								
CO																								
Operations	3 00 000000																							
MFO 1 - [MFO Description]	3 01																							
PAP	3 01 01 000	109,404,000	0	109,404,000	109,404,000	0	0	0	109,404,000.00	16,133,828.80	21,431,904.86	32,672,528.73	36,964,987.61	109,203,250.00	18,133,828.80	21,431,904.86	32,672,528.73	26,701,855.13	98,940,117.52		200,750.00	10,263,132.48	10,263,132.48	
PS		65,861,000		65,861,000	65,861,000	803,000			66,664,000.00	15,443,222.06	16,779,693.82	17,469,924.83	16,971,159.29	66,664,000.00	15,443,222.06	16,779,693.82	17,469,924.83	14,918,463.75	64,611,304.46			2,052,695.54	2,052,695.54	
MOOE		43,543,000		43,543,000	43,543,000	(803,000)			42,740,000.00	2,690,606.74	4,652,211.04	15,202,603.90	19,993,828.32	42,539,250.00	2,690,606.74	4,652,211.04	15,202,603.90	11,783,391.38	34,328,813.06		200,750.00	8,210,436.94	8,210,436.94	
Fin Exp.(if applicable)																								
CO																								
MFO 1 - [MFO Description]																								
PAP																								
PS		7,777,000		7,777,000	7,777,000				7,777,000.00	802,686.46	2,688,633.86	1,052,210.59	3,233,469.09	7,777,000.00	802,686.46	2,688,633.86	1,052,210.59	3,233,469.09	7,777,000.00					
MOOE		7,777,000		7,777,000	7,777,000				7,777,000.00	802,686.46	2,688,633.86	1,052,210.59	3,233,469.09	7,777,000.00	802,686.46	2,688,633.86	1,052,210.59	3,233,469.09	7,777,000.00					
Fin Exp.(if applicable)																								
CO																								
MFO 1 - [MFO Description]																								
PAP																								
PS		1,236,000		1,236,000	1,236,000	0	0	0	1,236,000.00	474,682.45	131,979.84	81,257.89	548,079.82	1,236,000.00	474,682.45	131,979.84	81,257.89	548,079.82	1,236,000.00					
MOOE		1,236,000		1,236,000	1,236,000				1,236,000.00	474,682.45	131,979.84	81,257.89	548,079.82	1,236,000.00	474,682.45	131,979.84	81,257.89	548,079.82	1,236,000.00					
Fin Exp.(if applicable)																								
CO																								
...continue down to the last PAP																								
...continue down to the last MFO																								





STATEMENT OF APPROPRIATIONS, ALLOTMENTS, OBLIGATIONS, DISBURSEMENTS AND BALANCES
As of the Quarter Ending DECEMBER 31, 2016

FAR No. 1

Department : State College and Universities
Agency : MINDORO STATE COLLEGE OF AGRICULTURE AND TECHNOLOGY
Operating Unit : 04
Organization Code (UACS) : 0904000000
Funding Source Code (as clustered: 101
(e.g. Old Fund Code: 101,102, 151)

Current Year Appropriations
 Supplemental Appropriations
 Continuing Appropriations

Particulars	UACS CODE	Appropriations			Allotments				Current Year Obligations					Current Year Disbursements					Balances							
		Authorized Appropriation	Adjustments (Transfer To/From, Realignment)	Adjusted Appropriations	Allotments Received	Adjustments (Withdrawal, Realignment)	Transfer To	Transfer From	Adjusted Total Allotments	1st Quarter	2nd Quarter	3rd Quarter	4th Quarter	Total	1st Quarter	2nd Quarter	3rd Quarter	4th Quarter	Total	Unreleased Appropriations	Unobligated Allotment	Unpaid Obligations (15-20) = (23+24)				
										Ending March 31	Ending June 30	Ending Sept 30	Ending Dec 31		Ending March 31	Ending June 30	Ending Sept 30	Ending Dec 31				Due and Demandable	Not Yet Due and Demandable			
1	2	3	4	5=(3+4)	6	7	8	9	10=[(6+(-)7)-8+9]	11	12			15=(11+12+13+14)	16.00	17.00			20=(16+17+18+19)	21=(5-10)	22=(10-15)	23	24			
III. Special Purpose Fund (Please specify)																										
MPBF-PS	1				4,520,642				4,520,642.00	995,975.00	971,574.00	971,574.00	1,581,519.00	4,520,642.00	995,975.00	971,574.00	971,574.00	1,581,519.00	4,520,642.00							
Terminal Leave Benefits	1				1,937,192				1,937,192.00	810,277.00	487,020.00	44,301.00	615,594.00	1,937,192.00	810,277.00	487,020.00	44,301.00	615,594.00	1,937,192.00						0	
Philhealth					13,000				13,000.00	2,875.00	8,625.00	912.50	587.50	13,000.00	2,875.00	8,625.00	912.50	587.50	13,000.00						0	
RLIP					0				-					-					-						0	
Slep Increment					10,000				10,000.00				10,000.00	10,000.00				10,000.00	10,000.00						0	
Year-end Bonus					5,749,672				5,749,672.00		2,757,891.00		2,991,781.00	5,749,672.00		2,757,891.00		2,991,781.00	5,749,672.00						0	
Other Personnel Benefits					2,558,900				2,558,900.00		2,558,900.00			2,558,900.00		2,558,900.00			2,558,900.00						0	
Sub-Total, Special Purpose Fund					14,789,406.00				14,789,406.00	1,809,127.00	6,764,010.00	1,016,787.50	5,199,481.50	14,789,406.00	1,809,127.00	6,764,010.00	1,016,787.50	5,199,481.50	14,789,406.00						0	
PS																										
MOOE																										
Fin Exp (if applicable)																										
CO																										
GRAND TOTAL		235,191,000	0	235,191,000	246,177,556.00	(1,923,000.00)			246,177,556.00	66,562,783.77	80,953,747.36	42,621,948.65	55,012,592.41	245,151,072.19	27,620,239.46	57,479,514.14	74,269,128.76	67,916,319.65	227,285,202.01		1,026,483.81		17,865,870.18		17,865,870.18	
PS		92,496,000	0	92,496,000	103,482,556.00	0			105,405,556.00	21,891,807.20	29,642,860.70	23,503,376.08	29,887,002.71	104,925,046.69	21,891,807.20	29,642,860.70	23,503,376.08	27,834,307.17	102,872,351.15		480,509.31		2,052,695.54		2,052,695.54	
MOOE		61,356,000	0	61,356,000	61,356,000.00	(1,923,000.00)			59,433,000.00	5,728,432.26	9,412,203.37	19,118,572.57	24,693,041.80	58,952,250.00	5,728,432.26	9,412,203.37	19,118,572.57	16,482,804.86	50,741,813.06		480,750.00		8,210,436.94		8,210,436.94	
Fin Exp (if applicable)																										
CO		81,339,000	0	81,339,000	81,339,000.00	0			81,339,000.00	38,942,544.31	41,898,683.29		432,547.90	81,273,775.50		18,424,450.07	31,647,180.11	23,599,407.62	73,671,037.80		65,224.50		7,602,737.70		7,602,737.70	

Certified Correct:  ROVELYN P. ROXAS, Budget Officer
 Certified Correct:  MARIA CRISTINA S. SISCAR, CPA, Accountant II
 Recommending Approval:  DORINA TEMPLEO, Director for Finance
 Approved By:  JESSE T. ZAMORA, Ed.D., SUC President II