
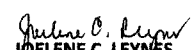
















**Mindoro State College of Agriculture and Technology**  
**Financial Performance Report**  
**As of MARCH 31, 2014**  
**ALL FUNDS**  
**In Thousand Pesos**

| I. EXPENDITURES   |  |   |  |                      |                |                     |               |                                |               |                         |         |  |  |   |  |
|---|--|---|--|----------------------|----------------|---------------------|---------------|--------------------------------|---------------|-------------------------|---------|--|--|---|--|
| FUND SOURCE   | FY 2014<br>APPROPRIATIONS<br>(Full Year)   | ALLOTMENTS RECEIVED   |  |                      |                | OBLIGATION INCURRED |               |                                |               | UTILIZATION<br>RATE (%) | REMARKS |  |  |   |  |
|   |  | PS  | MOOE   | CO                   | TOTAL          | PS                  | MOOE          | CO                             | TOTAL         |                         |         |  |  |   |  |
|   |  | As of March 31, 2014  |  |                      |                |                     |               |                                |               |                         |         |  |  |   |  |
| Current Year Budget:  |  |   |  |                      |                |                     |               |                                |               |                         |         |  |  |   |  |
| Agency Specific Budget  | 122,532  | 75,610  | 46,199   | 723                  | 122,532        | 21,207              | 2,660         | 723                            | 24,590        | 20.07%                  |         |  |  |   |  |
| Special Purpose Funds (MPBF/PDAF)   |  | 382   |  |                      | 382            | 382                 |               |                                | 382           | 100.00%                 |         |  |  |   |  |
| Automatic Appropriations  | 7,138  | 7,138   | 0  |                      | 7,138          | 1,766               |               |                                | 1,766         | 24.74%                  |         |  |  |   |  |
| Continuing Appropriations:  |  |   |  |                      |                |                     |               |                                |               |                         |         |  |  |   |  |
| Unobligated Allotments as of 12/31/13   |  |   |  |                      |                |                     |               |                                |               |                         |         |  |  |   |  |
| Allotment Releases on 2014  |  |   |  |                      |                |                     |               |                                |               |                         |         |  |  |   |  |
| <b>TOTAL</b>  | <b>129,670</b>   | <b>83,130</b>   | <b>46,199</b>  | <b>723</b>           | <b>130,052</b> | <b>23,355</b>       | <b>2,660</b>  |                                | <b>26,738</b> |                         |         |  |  |   |  |
| OF WHICH:   |  |   |  |                      |                |                     |               |                                |               |                         |         |  |  |   |  |
| Key Program Projects:   | 129,670  | 82,748  | 46,199   | 723                  | 129,670        |                     |               |                                |               |                         |         |  |  |   |  |
| Advanced and Higher Education Services  | 126,932  | 82,748  | 43,461   | 723                  | 126,932        |                     |               |                                |               |                         |         |  |  |   |  |
| Research Services   | 2,009  |   | 2,009  |                      | 2,009          |                     |               |                                |               |                         |         |  |  |   |  |
| Extension Services  | 729  |   | 729  |                      | 729            |                     |               |                                |               |                         |         |  |  |   |  |
| <i>note: linked to five (5) Priority Areas of Spending</i>  |  |   |  |                      |                |                     |               |                                |               |                         |         |  |  |   |  |
| II. DISBURSEMENTS   |  |   |  |                      |                |                     |               |                                |               |                         |         |  |  |   |  |
| DISBURSEMENT AUTHORITY  | FY 2014 CASH PROGRAM   |   | DISBURSEMENT<br>AUTHORITIES<br>RECEIVED/<br>ISSUED   | ACTUAL DISBURSEMENTS |                |                     |               | DISBURSEMENT<br>RATE<br>(In %) | REMARKS       |                         |         |  |  |   |  |
|   | FULL YEAR  | JAN-MARC  |  | PS                   | MOOE           | CO                  | TOTAL         |                                |               |                         |         |  |  |   |  |
| Notice of Cash Allocation (NCA) for:  |  |   |  |                      |                |                     |               |                                |               |                         |         |  |  |   |  |
| Current Year  | 122,532  | 24,056  | 122,532  | 21,697               | 2,055          | 687                 | 24,439        | 20%                            |               |                         |         |  |  |   |  |
| Prior Year A/Ps   |  |   |  |                      |                |                     |               |                                |               |                         |         |  |  |   |  |
| Non-Cash Availment Authority  |  |   |  |                      |                |                     |               |                                |               |                         |         |  |  |   |  |
| Cash Disbursement Ceiling   |  |   |  |                      |                |                     |               |                                |               |                         |         |  |  |   |  |
| Tax Remittance Advice   | 7,138  | 1,766   | 7,138  | 1,659                | 64             |                     | 1,723         | 24%                            |               |                         |         |  |  |   |  |
| <b>TOTAL</b>  | <b>129,670</b>   | <b>25,822</b>   | <b>129,670</b>                                       | <b>23,356</b>        | <b>2,119</b>   | <b>687</b>          | <b>26,162</b> |                                |               |                         |         |  |  |   |  |
| <table style="width: 100%; border: none;"> <tr> <td style="width: 30%; vertical-align: top;"> <p>APPROVED BY:</p> <p><b>JESSE T. ZAMORA, Ed. D.</b><br/>SUC President II</p> </td> <td style="width: 40%; text-align: center; vertical-align: top;"> <p>Certified Correct:</p> <p><b>JOELENE C. LEYNES</b><br/>Dir. - Planning, Monitoring<br/>and Evaluation</p> </td> <td style="width: 20%; text-align: center; vertical-align: top;"> <p><b>FILOMENA P. REYES</b><br/>Acting Budget Officer III</p> </td> <td style="width: 10%; text-align: center; vertical-align: top;"> <p><b>DORINA T. EMPLEO</b><br/>Acting Accountant</p> </td> </tr> </table> |  |   |  |                      |                |                     |               |                                |               |                         |         | <p>APPROVED BY:</p> <p><b>JESSE T. ZAMORA, Ed. D.</b><br/>SUC President II</p> | <p>Certified Correct:</p> <p><b>JOELENE C. LEYNES</b><br/>Dir. - Planning, Monitoring<br/>and Evaluation</p> | <p><b>FILOMENA P. REYES</b><br/>Acting Budget Officer III</p> | <p><b>DORINA T. EMPLEO</b><br/>Acting Accountant</p> |
| <p>APPROVED BY:</p> <p><b>JESSE T. ZAMORA, Ed. D.</b><br/>SUC President II</p>  | <p>Certified Correct:</p> <p><b>JOELENE C. LEYNES</b><br/>Dir. - Planning, Monitoring<br/>and Evaluation</p> | <p><b>FILOMENA P. REYES</b><br/>Acting Budget Officer III</p> | <p><b>DORINA T. EMPLEO</b><br/>Acting Accountant</p> |                      |                |                     |               |                                |               |                         |         |  |  |   |  |


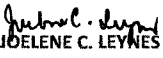


**Mindoro State College of Agriculture and Technology**  
**Financial Performance Report**  
 As of MARCH 31, 2014  
 ALL FUNDS  
 In Thousand Pesos

| I. EXPENDITURES   |   |  |   |                      |                |                     |               |                                |               |                         |         |   |   |  |   |
|---|---|--|---|----------------------|----------------|---------------------|---------------|--------------------------------|---------------|-------------------------|---------|---|---|--|---|
| FUND SOURCE   | FY 2014<br>APPROPRIATIONS<br>(Full Year)  | ALLOTMENTS RECEIVED  |   |                      |                | OBLIGATION INCURRED |               |                                |               | UTILIZATION<br>RATE (%) | REMARKS |   |   |  |   |
|   |   | PS   | MOOE  | CO                   | TOTAL          | PS                  | MOOE          | CO                             | TOTAL         |                         |         |   |   |  |   |
|   |   | As of March 31, 2014   |   |                      |                |                     |               |                                |               |                         |         |   |   |  |   |
| Current Year Budget:  |   |  |   |                      |                |                     |               |                                |               |                         |         |   |   |  |   |
| Agency Specific Budget  | 122,532   | 75,610   | 46,199  | 723                  | 122,532        | 21,207              | 2,660         | 723                            | 24,590        | 20.07%                  |         |   |   |  |   |
| Special Purpose Funds (MPBF/PDAF)   |   | 382  |   |                      | 382            | 382                 |               |                                | 382           | 100.00%                 |         |   |   |  |   |
| Automatic Appropriations  | 7,138   | 7,138  | 0   |                      | 7,138          | 1,766               |               |                                | 1,766         | 24.74%                  |         |   |   |  |   |
| Continuing Appropriations:  |   |  |   |                      |                |                     |               |                                |               |                         |         |   |   |  |   |
| Unobligated Allotments as of 12/31/13   |   |  |   |                      |                |                     |               |                                |               |                         |         |   |   |  |   |
| Allotment Releases on 2014  |   |  |   |                      |                |                     |               |                                |               |                         |         |   |   |  |   |
| <b>TOTAL</b>  | <b>129,670</b>  | <b>83,130</b>  | <b>46,199</b>   | <b>723</b>           | <b>130,052</b> | <b>23,355</b>       | <b>2,660</b>  |                                | <b>26,738</b> |                         |         |   |   |  |   |
| OF WHICH:   |   |  |   |                      |                |                     |               |                                |               |                         |         |   |   |  |   |
| Key Program Projects:   | 129,670   | 82,748   | 46,199  | 723                  | 129,670        |                     |               |                                |               |                         |         |   |   |  |   |
| Advanced and Higher Education Services  | 126,932   | 82,748   | 43,461  | 723                  | 126,932        |                     |               |                                |               |                         |         |   |   |  |   |
| Research Services   | 2,009   |  | 2,009   |                      | 2,009          |                     |               |                                |               |                         |         |   |   |  |   |
| Extension Services  | 729   |  | 729   |                      | 729            |                     |               |                                |               |                         |         |   |   |  |   |
| <i>note: linked to five (5) Priority Areas of Spending</i>  |   |  |   |                      |                |                     |               |                                |               |                         |         |   |   |  |   |
| II. DISBURSEMENTS   |   |  |   |                      |                |                     |               |                                |               |                         |         |   |   |  |   |
| DISBURSEMENT AUTHORITY  | FY 2014 CASH PROGRAM  |  | DISBURSEMENT<br>AUTHORITIES<br>RECEIVED/<br>ISSUED  | ACTUAL DISBURSEMENTS |                |                     |               | DISBURSEMENT<br>RATE<br>(In %) | REMARKS       |                         |         |   |   |  |   |
|   | FULL YEAR   | JAN-MARC   |   | PS                   | MOOE           | CO                  | TOTAL         |                                |               |                         |         |   |   |  |   |
| Notice of Cash Allocation (NCA) for:  |   |  |   |                      |                |                     |               |                                |               |                         |         |   |   |  |   |
| Current Year  | 122,532   | 24,056   | 122,532   | 21,697               | 2,055          | 687                 | 24,439        | 20%                            |               |                         |         |   |   |  |   |
| Prior Year A/Ps   |   |  |   |                      |                |                     |               |                                |               |                         |         |   |   |  |   |
| Non-Cash Availment Authority  |   |  |   |                      |                |                     |               |                                |               |                         |         |   |   |  |   |
| Cash Disbursement Ceiling   |   |  |   |                      |                |                     |               |                                |               |                         |         |   |   |  |   |
| Tax Remittance Advice   | 7,138   | 1,766  | 7,138   | 1,659                | 64             |                     | 1,723         | 24%                            |               |                         |         |   |   |  |   |
| <b>TOTAL</b>  | <b>129,670</b>  | <b>25,822</b>  | <b>129,670</b>  | <b>23,356</b>        | <b>2,119</b>   | <b>687</b>          | <b>26,162</b> |                                |               |                         |         |   |   |  |   |
| <table style="width: 100%; border: none;"> <tr> <td style="width: 30%; vertical-align: top;">           APPROVED BY: <br/>  <br/> <b>JESSE T. ZAMORA, Ed. D.</b><br/>           SUC President II         </td> <td style="width: 40%; text-align: center; vertical-align: top;">           Certified Correct: _____<br/> <br/> <b>JOELENE C. LEYNES</b><br/>           Dir. - Planning, Monitoring<br/>           and Evaluation         </td> <td style="width: 20%; text-align: center; vertical-align: top;"> <br/> <b>FILOMENA P. REYES</b><br/>           Acting Budget Officer III         </td> <td style="width: 10%; text-align: center; vertical-align: top;"> <br/> <b>DORINA T. EMPLEO</b><br/>           Acting Accountant         </td> </tr> </table> |   |  |   |                      |                |                     |               |                                |               |                         |         | APPROVED BY:<br><br><b>JESSE T. ZAMORA, Ed. D.</b><br>SUC President II | Certified Correct: _____<br><br><b>JOELENE C. LEYNES</b><br>Dir. - Planning, Monitoring<br>and Evaluation | <br><b>FILOMENA P. REYES</b><br>Acting Budget Officer III | <br><b>DORINA T. EMPLEO</b><br>Acting Accountant |
| APPROVED BY:<br><br><b>JESSE T. ZAMORA, Ed. D.</b><br>SUC President II   | Certified Correct: _____<br><br><b>JOELENE C. LEYNES</b><br>Dir. - Planning, Monitoring<br>and Evaluation | <br><b>FILOMENA P. REYES</b><br>Acting Budget Officer III | <br><b>DORINA T. EMPLEO</b><br>Acting Accountant |                      |                |                     |               |                                |               |                         |         |   |   |  |   |

**Mindoro State College of Agriculture and Technology**  
 Financial Performance Report  
 As of June 2014  
 ALL FUNDS  
 In Thousand Pesos

| I. EXPENDITURES   |                                    |                     |  |                      |                |                     |               |   |               |                      |         |  |  |  |  |   |  |  |  |
|---|------------------------------------|---------------------|--|----------------------|----------------|---------------------|---------------|---|---------------|----------------------|---------|--|--|--|--|---|--|--|--|
| FUND SOURCE   | FY 2014 APPROPRIATIONS (Full Year) | ALLOTMENTS RECEIVED |  |                      |                | OBLIGATION INCURRED |               |   |               | UTILIZATION RATE (%) | REMARKS |  |  |  |  |   |  |  |  |
|   |                                    | PS                  | MOOE                                     | CO                   | TOTAL          | PS                  | MOOE          | CO  | TOTAL         |                      |         |  |  |  |  |   |  |  |  |
| As of March 31, 2012  |                                    |                     |  |                      |                |                     |               |   |               |                      |         |  |  |  |  |   |  |  |  |
| Current Year Budget:  |                                    |                     |  |                      |                |                     |               |   |               |                      |         |  |  |  |  |   |  |  |  |
| Agency Specific Budget  | 122,532                            | 75,610              | 46,199                                   | 723                  | 122,532        | 44,323              | 9,466         | 723   | 54,512        | 44.49%               |         |  |  |  |  |   |  |  |  |
| Special Purpose Funds (MPBF/PDAF)   |                                    | 730                 |  |                      | 730            | 730                 |               |   | 730           | 100.00%              |         |  |  |  |  |   |  |  |  |
| Automatic Appropriations  | 7,138                              | 7,138               | 0  |                      | 7,138          | 3,507               |               |   | 3,507         | 49.13%               |         |  |  |  |  |   |  |  |  |
| Continuing Appropriations:  |                                    |                     |  |                      |                |                     |               |   |               |                      |         |  |  |  |  |   |  |  |  |
| Unobligated Allotments as of 12/31/13   |                                    |                     |  |                      |                |                     |               |   |               |                      |         |  |  |  |  |   |  |  |  |
| Allotment Releases on 2013  |                                    |                     |  |                      |                |                     |               |   |               |                      |         |  |  |  |  |   |  |  |  |
| <b>TOTAL</b>  | <b>129,670</b>                     | <b>83,478</b>       | <b>46,199</b>                            | <b>723</b>           | <b>130,400</b> | <b>48,560</b>       | <b>9,466</b>  |   | <b>58,749</b> |                      |         |  |  |  |  |   |  |  |  |
| OF WHICH:   |                                    |                     |  |                      |                |                     |               |   |               |                      |         |  |  |  |  |   |  |  |  |
| Key Program Projects:   | 129,670                            | 82,748              | 46,199                                   | 723                  | 129,670        |                     |               |   |               |                      |         |  |  |  |  |   |  |  |  |
| Advanced and Higher Education Services  | 126,932                            | 82,748              | 43,461                                   | 723                  | 126,932        |                     |               |   |               |                      |         |  |  |  |  |   |  |  |  |
| Research Services   | 2,009                              |                     | 2,009                                    |                      | 2,009          |                     |               |   |               |                      |         |  |  |  |  |   |  |  |  |
| Extension Services  | 729                                |                     | 729                                      |                      | 729            |                     |               |   |               |                      |         |  |  |  |  |   |  |  |  |
| <i>note: linked to five (5) Priority Areas of Spending</i>  |                                    |                     |  |                      |                |                     |               |   |               |                      |         |  |  |  |  |   |  |  |  |
| II. DISBURSEMENTS   |                                    |                     |  |                      |                |                     |               |   |               |                      |         |  |  |  |  |   |  |  |  |
| DISBURSEMENT AUTHORITY  | FY 2014 CASH PROGRAM               |                     | DISBURSEMENT AUTHORITIES RECEIVED/ISSUED | ACTUAL DISBURSEMENTS |                |                     |               | DISBURSEMENT RATE (In %)  | REMARKS       |                      |         |  |  |  |  |   |  |  |  |
|   | FULL YEAR                          | JAN-DEC             |  | PS                   | MOOE           | CO                  | TOTAL         |   |               |                      |         |  |  |  |  |   |  |  |  |
| Notice of Cash Allocation (NCA) for:  |                                    |                     |  |                      |                |                     |               |   |               |                      |         |  |  |  |  |   |  |  |  |
| Current Year  | 122,532                            | 122,532             | 122,532                                  | 45,688               | 5,864          | 687                 | 52,239        | 43%   |               |                      |         |  |  |  |  |   |  |  |  |
| Prior Year A/Ps   |                                    |                     |  |                      |                |                     |               |   |               |                      |         |  |  |  |  |   |  |  |  |
| Non-Cash Availment Authority  |                                    |                     |  |                      |                |                     |               |   |               |                      |         |  |  |  |  |   |  |  |  |
| Cash Disbursement Ceiling   |                                    |                     |  |                      |                |                     |               |   |               |                      |         |  |  |  |  |   |  |  |  |
| Tax Remittance Advice   | 7,138                              | 7,138               | 7,138                                    | 3,311                | 201            |                     | 3,512         | 49%   |               |                      |         |  |  |  |  |   |  |  |  |
| <b>TOTAL</b>  | <b>129,670</b>                     | <b>129,670</b>      | <b>129,670</b>                           | <b>48,999</b>        | <b>6,065</b>   | <b>687</b>          | <b>55,751</b> |   |               |                      |         |  |  |  |  |   |  |  |  |
| APPROVED BY: -  |                                    |                     |  |                      |                |                     |               |   |               |                      |         |  |  |  |  |   |  |  |  |
| <br><b>JESSE T. ZAMORA, Ed. D.</b><br>SUC President II |                                    |                     |  | Certified Correct:   |                |                     |               | <br><b>JOELENE C. LEYNES</b><br>Dir. - Planning, Monitoring and Evaluation |               |                      |         | <br><b>FILIMENA P. REYES</b><br>Acting Budget Officer III |  |  |  | <br><b>DORINA T. EMPLEO</b><br>Acting Accountant |  |  |  |

**Mindoro State College of Agriculture and Technology**  
 Financial Performance Report  
 As of SEPTEMBER 2014  
 ALL FUNDS  
 In Thousand Pesos

| I. EXPENDITURES  |  |                     |  |                      |                |                     |               |                                |               |                         |         |
|--|--|---------------------|--|----------------------|----------------|---------------------|---------------|--------------------------------|---------------|-------------------------|---------|
| FUND SOURCE  | FY 2014<br>APPROPRIATIONS<br>(Full Year) | ALLOTMENTS RECEIVED |  |                      |                | OBLIGATION INCURRED |               |                                |               | UTILIZATION<br>RATE (%) | REMARKS |
|  |  | PS                  | MOOE   | CO                   | TOTAL          | PS                  | MOOE          | CO                             | TOTAL         |                         |         |
| As of September 2014   |  |                     |  |                      |                |                     |               |                                |               |                         |         |
| Current Year Budget:   |  |                     |  |                      |                |                     |               |                                |               |                         |         |
| Agency Specific Budget   | 136,353                                  | 82,801              | 52,829   | 723                  | 136,353        | 65,657              | 27,401        | 723                            | 93,781        | 68.78%                  |         |
| Special Purpose Funds (MPBF/PDAF)  | 1,107                                    | 1,107               |  |                      | 1,107          | 1,107               |               |                                | 1,107         | 100.00%                 |         |
| Automatic Appropriations   | 7,637                                    | 7,637               | 0  |                      | 7,637          | 5,064               |               |                                | 5,064         | 66.31%                  |         |
| Continuing Appropriations:   |  |                     |  |                      |                |                     |               |                                |               |                         |         |
| Unobligated Allotments as of 12/31/13  |  |                     |  |                      |                |                     |               |                                |               |                         |         |
| Allotment Releases on 2013   |  |                     |  |                      |                |                     |               |                                |               |                         |         |
| <b>TOTAL</b>   | <b>145,097</b>                           | <b>91,545</b>       | <b>52,829</b>                                      | <b>723</b>           | <b>145,097</b> | <b>71,828</b>       | <b>27,401</b> |                                | <b>99,952</b> | <b>68.89%</b>           |         |
| OF WHICH:  |  |                     |  |                      |                |                     |               |                                |               |                         |         |
| Key Program Projects:  | 145,097                                  | 91,545              | 52,829   | 723                  | 145,097        |                     |               |                                |               |                         |         |
| Advanced and Higher Education Services   | 142,359                                  | 91,290              | 50,091   | 723                  | 142,104        |                     |               |                                |               |                         |         |
| Research Services  | 2,009                                    | 125                 | 2,009  |                      | 2,134          |                     |               |                                |               |                         |         |
| Extension Services   | 729                                      | 130                 | 729  |                      | 859            |                     |               |                                |               |                         |         |
| <i>note: linked to five (5) Priority Areas of Spending</i>   |  |                     |  |                      |                |                     |               |                                |               |                         |         |
| II. DISBURSEMENTS  |  |                     |  |                      |                |                     |               |                                |               |                         |         |
| DISBURSEMENT AUTHORITY   | FY 2014 CASH PROGRAM                     |                     | DISBURSEMENT<br>AUTHORITIES<br>RECEIVED/<br>ISSUED | ACTUAL DISBURSEMENTS |                |                     |               | DISBURSEMENT<br>RATE<br>(In %) | REMARKS       |                         |         |
|  | FULL YEAR                                | JAN-DEC             |  | PS                   | MOOE           | CO                  | TOTAL         |                                |               |                         |         |
| Notice of Cash Allocation (NCA) for:   |  |                     |  |                      |                |                     |               |                                |               |                         |         |
| Current Year   | 138,182                                  | 138,182             | 138,182  | 66,840               | 23,653         | 687                 | 91,180        | 66%                            |               |                         |         |
| Prior Year A/Ps  |  |                     |  |                      |                |                     |               |                                |               |                         |         |
| Non-Cash Availment Authority   |  |                     |  |                      |                |                     |               |                                |               |                         |         |
| Cash Disbursement Ceiling  |  |                     |  |                      |                |                     |               |                                |               |                         |         |
| Tax Remittance Advice  | 6,915                                    | 6,915               | 6,915  | 4,986                | 384            |                     | 5,370         | 78%                            |               |                         |         |
| <b>TOTAL</b>   | <b>145,097</b>                           | <b>145,097</b>      | <b>145,097</b>                                     | <b>71,826</b>        | <b>24,037</b>  | <b>687</b>          | <b>96,550</b> |                                |               |                         |         |
| <div style="display: flex; justify-content: space-between;"> <div style="width: 30%;"> <p>APPROVED BY:</p>  <p><b>JESSE T. ZAMORA, Ed. D.</b><br/>SUC President II</p> </div> <div style="width: 30%; text-align: center;"> <p>Certified Correct:</p>  <p><b>JOELENE C. LEYNES</b><br/>Dir. - Planning, Monitoring<br/>and Evaluation</p> </div> <div style="width: 30%; text-align: center;">  <p><b>FILOMENA P. REYES</b><br/>Acting Budget Officer III</p> </div> <div style="width: 30%; text-align: center;">  <p><b>DORINA T. EMPLEO</b><br/>Acting Accountant</p> </div> </div> |  |                     |  |                      |                |                     |               |                                |               |                         |         |