

STATEMENT OF ALLOTMENTS, OBLIGATIONS AND BALANCES
As of March 31, 2014
(In Pesos)

Department: State Universities and Colleges
Agency/OU: Mindoro State College of Agriculture and Technology
Fund: 101

P/A/P / ALLOTMENT CLASS / OBJECT OF EXPENDITURE (1)	Account Code	Allotment Received (2)	Obligations Incurred GAS	Obligations Incurred Higher Education Services			Obligations Incurred TOTAL HES	Obligations Incurred Research	Obligations Incurred Extension	Obligations Incurred		Unobligated Balance of Allotment (5)=(2) - (4)	Remarks (5)
				Main Campus	Bongabong Campus	Calapan City Campus				This Report (3)	To Date (4)		
				Maintenance and Other Operating Expenses									
Travelling Expenses - Local	50201010	1,215,000.00	158,172.05	71,078.50	55,643.14	46,521.16	173,242.80	11,564.50	17,743.50	113,793.65	360,722.85	854,277.15	
Travelling Expenses - Foreign	50201020	100,000.00	-	-	-	-	-	-	-	-	-	100,000.00	
Training Expenses	50202010	1,369,000.00	15,400.00	47,000.00	15,000.00	23,400.00	85,400.00	10,800.00	-	27,000.00	111,600.00	1,257,400.00	
Scholarship Expenses	50202020	27,937,000.00	-	-	-	-	-	-	-	-	-	27,937,000.00	
Office Supplies Expenses	50203010	814,000.00	1,170.00	15,920.00	53,896.09	-	69,816.09	-	-	53,896.09	70,986.09	743,013.91	
Accountable Forms	50203020	64,000.00	13,750.00	-	-	-	-	-	-	13,750.00	13,750.00	50,250.00	
Animal/Zoological Supplies Expenses	50203040	152,000.00	-	-	-	-	-	-	-	-	-	152,000.00	
Food Supplies Expenses	50203050	-	-	-	-	-	-	-	-	-	-	-	
Drugs and Medicines Expenses	50203070	-	-	-	-	-	-	-	-	-	-	60,000.00	
Medical, Dental and Laboratory Supplies Expenses	50203080	60,000.00	-	-	-	-	-	-	3,467.52	96,726.32	188,254.84	1,435,745.16	
Gasoline, Fuel and Oil	50203090	1,624,000.00	91,039.53	26,982.29	66,765.50	-	93,747.79	-	-	2,580.00	49,580.00	320,420.00	
Agricultural Supplies Expenses	50203100	370,000.00	30,580.00	-	-	-	-	19,000.00	-	-	-	583,000.00	
Textbooks and Instructional Materials Expenses	50203110	583,000.00	-	-	-	-	-	-	-	-	-	-	
Military and Police Supplies Expenses	50203120	-	-	-	-	-	-	-	-	-	-	-	
Other Supplies Expenses	50203990	146,000.00	21,148.20	10,500.00	7,600.00	-	10,500.00	9,300.00	-	998.70	40,948.20	105,051.80	
Water Expenses	50204010	10,000.00	-	-	-	-	7,600.00	-	-	2,960.00	7,600.00	2,400.00	
Electricity Expenses	50204020	2,108,000.00	78,492.83	132,870.32	39,542.56	289,660.75	462,073.63	27,173.17	-	297,206.26	567,739.63	1,540,260.37	
Cooking Gas Expenses	50203990	-	-	-	-	-	-	-	-	-	-	-	
Postage and Deliveries	50205010	26,000.00	510.00	-	-	-	-	-	-	-	510.00	25,490.00	
Telephone Expenses - Landline	50205020	58,000.00	-	-	-	-	-	-	-	-	-	58,000.00	
Telephone Expenses - Mobile	50205020	206,000.00	14,380.61	6,899.00	11,200.00	-	18,099.00	1,200.00	-	21,479.61	33,679.61	172,320.39	
Internet Expenses	50205030	150,000.00	29,762.98	24,592.16	13,986.00	-	38,578.16	2,068.20	-	17,411.98	70,409.34	79,590.66	
Cable, Satellite, Telegraph and Radio Expenses	50205040	-	780.00	-	-	-	-	-	-	-	780.00	(780.00)	
Membership, Dues and Contribution to Organizations	50299060	228,000.00	50,000.00	20,000.00	-	-	20,000.00	-	-	20,000.00	70,000.00	158,000.00	
Advertising Expenses	50299010	50,000.00	-	-	-	-	-	-	-	4,905.00	5,200.00	176,800.00	
Printing and Binding Expenses	50299020	182,000.00	5,200.00	-	-	-	-	-	-	12,000.00	36,000.00	114,000.00	
Rent Expenses	50299050	150,000.00	36,000.00	-	-	-	-	-	-	21,609.00	23,435.00	276,565.00	
Representation Expenses	50299030	300,000.00	23,435.00	-	-	-	-	-	-	1,690.15	1,690.15	(1,690.15)	
Transportation Allowance and Delivery Expenses	50299040	-	1,690.15	-	-	-	-	-	-	-	-	60,000.00	
Subscription Expenses	50299070	60,000.00	-	-	-	-	-	-	-	-	-	-	
Survey Expenses	50207010	-	-	-	-	-	-	-	-	-	-	-	
Rewards and Other Claims	50206010	-	-	-	-	-	-	-	-	-	-	-	
Legal Services	50211010	123,000.00	30,000.00	-	-	-	-	-	-	10,000.00	30,000.00	93,000.00	
Auditing Services	50211020	43,000.00	9,600.00	-	15,748.00	-	15,748.00	-	-	5,334.00	25,348.00	17,652.00	
Consultancy Services	50211030	140,000.00	-	-	-	-	-	-	-	-	-	140,000.00	
Environment/Sanitary Services	50211010	-	-	-	-	-	-	-	-	-	-	-	
General Services	50212990	-	-	-	-	-	-	-	-	-	-	-	
Janitorial Services	50212020	-	-	-	-	-	-	-	-	-	-	-	
Security Services	50212030	-	-	-	-	-	-	-	-	-	-	-	
Other Professional Services	50211990	50,000.00	-	-	-	-	-	-	-	-	-	50,000.00	

STATEMENT OF ALLOTMENTS, OBLIGATIONS AND BALANCES
As of March 31, 2014
(In Pesos)

Department: State Universities and Colleges
Agency/OU: **Mindoro State College of Agriculture and Technology**
Fund: 101

P/A/P / ALLOTMENT CLASS / OBJECT OF EXPENDITURE (1)	Account Code	Allotment Received (2)	Obligations Incurred GAS	Obligations Incurred Higher Education Services			Obligations Incurred TOTAL HES	Obligations Incurred Research	Obligations Incurred Extension	Obligations Incurred		Unobligated Balance of Allotment (5)=(2) - (4)	Remarks (5)
				Main Campus	Bongabong Campus	Calapan City Campus				This Report (3)	To Date (4)		
CURRENT YEAR BUDGET													
Personal Services													
Salaries and Wages - Regular	50101010	59,478,000.00	2,235,949.00	3,378,747.63	4,739,984.21	8,596,498.91	16,715,230.74	-	-	8,648,859.82	18,951,179.74	40,526,820.26	
Salaries and Wages - Military/Police	50101010	-	-	-	-	-	-	-	-	-	-	-	
Salaries and Wages - Part Time	50101010	-	-	-	-	-	-	-	-	-	-	-	
Salaries and Wages - Substitute	50101020	304,000.00	-	-	-	-	-	-	-	-	-	304,000.00	
Salaries and Wages - Casual	50101020	262,000.00	5,260.90	-	25,590.68	33,818.12	59,408.80	-	-	20,169.96	64,669.70	197,330.30	
Salaries and Wages - Contractual	50101020	522,000.00	-	9,500.00	-	-	9,500.00	-	-	4,250.00	9,500.00	512,500.00	
Salaries and Wages - Emergency	50101020	-	-	-	-	-	-	-	-	-	-	-	
Personnel Economic Relief Allowance (PERA)	50102010	5,400,000.00	243,999.30	282,818.54	377,032.26	458,999.99	1,118,850.79	-	-	454,090.56	1,362,850.09	4,037,149.91	
Additional Compensation (ADCOM)	50102020	-	-	-	-	-	-	-	-	-	-	-	
Representation Allowance (RA)	50102020	258,000.00	42,000.00	-	-	-	-	-	-	14,000.00	42,000.00	216,000.00	
Transportation Allowance (TA)	50102030	258,000.00	12,290.38	-	-	-	-	-	-	12,290.38	12,290.38	245,709.62	
Clothing/Uniform Allowance	50102040	1,125,000.00	-	-	-	-	-	-	-	-	-	1,125,000.00	
Subsistence	50102050	-	4,750.00	-	-	2,900.00	-	-	-	5,800.00	4,750.00	-	
Laundry Allowance	50102060	73,000.00	200.00	-	-	-	-	-	-	200.00	200.00	72,800.00	
Productivity Incentive Allowance	50102080	450,000.00	70,000.00	92,000.00	114,000.00	136,000.00	342,000.00	-	-	412,000.00	412,000.00	38,000.00	
Overseas Allowance	50102090	-	-	-	-	-	-	-	-	-	-	-	
Other Bonuses and Allowances	50102990	-	-	-	-	-	-	-	-	-	-	-	
Honoraria	50102100	50,000.00	32,850.00	-	-	-	-	-	-	-	32,850.00	17,150.00	
Hazard Pay	50102110	-	-	-	-	-	-	-	-	-	-	-	
Longevity Pay/Step Increment	50102130	148,000.00	-	-	-	-	-	-	-	-	-	148,000.00	
Overtime and Night Pay	50102130	-	-	-	-	-	-	-	-	-	-	-	
Cash Gift	50102150	1,125,000.00	-	-	-	-	-	-	-	-	-	1,125,000.00	
Year-End Bonus	50102140	4,956,000.00	-	-	-	-	-	-	-	-	-	4,956,000.00	
Life and Retirement Insurance Contributions	50103010	7,138,000.00	263,642.28	416,951.36	479,964.58	605,783.52	1,502,699.46	-	-	586,468.48	1,766,341.74	5,371,658.26	
PAG-IBIG Contributions	50103020	270,000.00	11,900.00	14,700.00	19,100.00	23,200.00	57,000.00	-	-	22,900.00	68,900.00	201,100.00	
PHILHEALTH Contributions	50103030	662,000.00	22,825.00	43,387.50	48,825.00	62,650.00	154,862.50	-	-	58,987.50	177,687.50	484,312.50	
ECC Contributions	50103040	269,000.00	12,470.00	14,100.00	18,870.00	23,101.15	56,071.15	-	-	22,847.65	68,541.15	200,458.85	
Pension Benefits - Civilian	50104010	-	-	-	-	-	-	-	-	-	-	-	
Pension Benefits- Military Uniformed	50104010	-	-	-	-	-	-	-	-	-	-	-	
Retirement Benefits-Civilian	50104020	-	-	-	-	-	-	-	-	-	-	-	
Retirement Benefits-Military Uniformed	50104020	-	-	-	-	-	-	-	-	-	-	-	
Terminal Leave Benefits	50104030	-	-	-	-	-	-	-	-	-	-	-	
Other Personnel Benefits	50103050	-	-	-	-	-	-	-	-	-	-	-	
Sub-Total		82,748,000.00	2,958,136.86	4,252,205.03	5,823,366.73	9,942,951.69	20,015,623.44	-	-	10,262,864.35	22,973,760.30	59,778,989.70	

STATEMENT OF ALLOTMENTS, OBLIGATIONS AND BALANCES
As of March 31, 2014
(In Pesos)

Department: State Universities and Colleges
Agency/OU: **Mindoro State College of Agriculture and Technology**
Fund: 101

P/A/P / ALLOTMENT CLASS / OBJECT OF EXPENDITURE (1)	Account Code	Allotment Received (2)	Obligations Incurred GAS	Obligations Incurred Higher Education Services			Obligations Incurred TOTAL HES	Obligations Incurred Research	Obligations Incurred Extension	Obligations Incurred		Unobligated Balance of Allotment (5)=(2) - (4)	Remarks (5)
				Main Campus	Bongabong Campus	Calapan City Campus				This Report (3)	To Date (4)		
Repair and Maintenance - Land Improvements	50213010	-	7,896.67	-	-	-	-	-	-	4,396.67	7,896.67	(7,896.67)	
Repair and Maintenance - Office Buildings	50213040	2,035,000.00	70,113.44	20,800.00	-	-	20,800.00	-	-	8,373.44	90,913.44	1,944,086.56	
Repair and Maintenance - School Buildings	50213040	2,035,000.00	171,907.45	316,480.97	8,525.00	68,985.55	393,991.52	6,000.00	-	111,422.97	571,898.97	1,463,101.03	
Repair and Maintenance - Other Structures	50213080	1,302,000.00	75,000.00	-	-	-	-	-	-	-	75,000.00	1,227,000.00	
Repair and Maintenance - Leasehold Improvements	50213090	-	-	-	-	-	-	-	-	-	-	-	
Repair and Maintenance - Office Equipment	50213050	305,000.00	7,674.00	-	-	-	-	-	-	-	7,674.00	297,326.00	
Repair and Maintenance - Furnitures and Fixtures	50213070	115,000.00	-	39,500.00	-	35,562.40	75,062.40	-	-	-	75,062.40	39,937.60	
Repair and Maintenance - IT Equipment & Software	50213050	268,000.00	-	-	-	-	-	-	-	-	-	268,000.00	
Repair and Maintenance - Machineries and Equip	50213050	220,000.00	8,000.00	-	-	-	-	-	-	-	8,000.00	212,000.00	
Repair and Maintenance - Agricultural, Fishery & F	50213050	340,000.00	3,000.00	-	-	-	-	-	-	-	3,000.00	337,000.00	
Repair and Maintenance - Fire Fighting Equipment	50213050	-	-	-	-	-	-	-	-	-	-	-	
Repair and Maintenance - Hospital Equipment	50213050	-	-	-	-	-	-	-	-	-	-	-	
Repair and Maintenance - Medical, Dental & Lab	50213050	240,000.00	-	-	-	-	-	-	-	-	-	240,000.00	
Repair and Maintenance - Technical & Scientific E	50213050	65,000.00	-	-	-	-	-	-	-	-	-	65,000.00	
Repair and Maintenance - Other Machineries & E	50213060	-	-	-	-	-	-	-	-	-	-	-	
Repair and Maintenance - Motor and Vehicles	50213060	400,000.00	9,938.00	-	12,400.00	-	12,400.00	-	-	9,188.00	22,338.00	377,662.00	
Repair and Maintenance - Other Property, Plant &	50213990	65,000.00	-	-	-	-	-	-	-	-	-	65,000.00	
Repair and Maintenance - Artesian Wells, Reservoi	50213990	185,000.00	23,550.00	-	-	-	-	-	-	-	23,550.00	161,450.00	
Intelligence Expenses	50210020	-	-	-	-	-	-	-	-	-	-	-	
Extraordinary Expenses	50210030	10,000.00	-	-	-	-	-	-	-	-	-	10,000.00	
Miscellaneous Expenses	50210030	100,000.00	-	-	-	-	-	3,110.50	-	-	3,110.50	96,889.50	
Taxes, Duties and Licenses	50215010	75,000.00	12,570.92	-	-	-	-	-	-	5,929.68	12,570.92	62,429.08	
Fidelity Bond Premiums	50215020	59,000.00	7,500.00	-	-	4,500.00	4,500.00	-	-	-	12,000.00	47,000.00	
Insurance Expenses	50215030	62,000.00	9,673.45	-	7,059.80	-	7,059.80	-	-	5,929.68	16,733.25	45,266.75	
Bad Debts	50503020	-	-	-	-	-	-	-	-	-	-	-	
Other Maintenance and Operating Expenses	50299990	-	-	11,012.73	-	-	11,012.73	2,213.02	8,435.43	8,003.24	21,661.18	(21,661.18)	
Sub-Total		46,199,000.00	1,017,935.28	743,635.97	307,366.09	468,629.86	1,519,631.92	92,429.39	29,646.45	876,584.44	2,659,643.04	43,539,356.96	
Capital Outlays													
Other Building and Structure	10604010	723,000.00	723,000.00	-	-	-	-	-	-	-	723,000.00	-	
IT Equipment Outlay	10605030	-	-	-	-	-	-	-	-	-	-	-	
Books	10607020	-	-	-	-	-	-	-	-	-	-	-	
Sub-Total		723,000.00	723,000.00	-	-	-	-	-	-	-	723,000.00	-	
TOTAL		129,670,000.00	4,699,072.14	4,995,841.00	6,130,732.82	10,411,581.55	21,538,155.36	92,429.39	29,646.45	11,139,448.79	26,356,403.34	103,318,346.66	


STATEMENT OF ALLOTMENTS, OBLIGATIONS AND BALANCES
As of March 31, 2014
(In Pesos)


Department: State Universities and Colleges
Agency/OU: **Mindoro State College of Agriculture and Technology**
Fund: 101

P/A/P / ALLOTMENT CLASS / OBJECT OF EXPENDITURE (1)	Account Code	Allotment Received (2)	Obligations Incurred GAS	Obligations Incurred Higher Education Services			Obligations Incurred TOTAL HES	Obligations Incurred Research	Obligations Incurred Extension	Obligations Incurred		Unobligated Balance of Allotment (5)=(2) - (4)	Remarks (5)
				Main Campus	Bangabong Campus	Calapan City Campus				This Report (3)	To Date (4)		
SPECIAL PURPOSE FUNDS													
Personal Services													
Salaries and Wages - Regular	50101010	-	-	-	-	-	-	-	-	-	-	-	-
Other Bonuses and Allowances	50102990	-	-	-	-	-	-	-	-	-	-	-	-
Life and Retirement Insurance Contributions	50103010	-	-	-	-	-	-	-	-	-	-	-	-
Retirement Benefits-Civilian	50104010	-	-	-	-	-	-	-	-	-	-	-	-
Terminal Leave Benefits	50104030	382,307.00	6,202.00	376,105.00	-	-	376,105.00	-	-	376,105.00	382,307.00	-	-
Health Worker Benefits	50104990	-	-	-	-	-	-	-	-	-	-	-	-
Other Personnel Benefits	50104990	-	-	-	-	-	-	-	-	-	-	-	-
Sub-Total		382,307.00	6,202.00	376,105.00	-	-	376,105.00	-	-	376,105.00	382,307.00	-	-
Maintenance and Other Operating Expenses													
Scholarship Expenses	50202020	-	-	-	-	-	-	-	-	-	-	-	-
Sub-Total		-	-	-	-	-	-	-	-	-	-	-	-
Capital Outlays													
Land and Land Improvements Outlay	10602990	-	-	-	-	-	-	-	-	-	-	-	-
Sub-Total		-	-	-	-	-	-	-	-	-	-	-	-
TOTAL		382,307.00	6,202.00	376,105.00	-	-	376,105.00	-	-	376,105.00	382,307.00	-	-
PRIOR YEAR'S BUDGET (CONTINUING APPROPRIATIONS)													
Personal Services													
Travelling Expenses - Local	50201010	-	-	-	-	-	-	-	-	-	-	-	-
Capital Outlays													
Land and Land Improvements Outlay	10602990	-	-	-	-	-	-	-	-	-	-	-	-
Sub-Total		-	-	-	-	-	-	-	-	-	-	-	-
TOTAL		-	-	-	-	-	-	-	-	-	-	-	-
GRAND TOTAL		130,052,307.00	4,705,274.14	5,371,946.00	6,130,732.82	10,411,581.55	21,914,260.34	92,429.40	29,647.45	11,515,554.79	26,738,711.35	103,318,344.45	-

Certified Correct:

Submitted by:


FILOMENA P. REYES
Acting Budget Officer


JESSE T. ZAMORA, Ed.D.
SUC President II

STATEMENT OF ALLOTMENTS, OBLIGATIONS AND BALANCES

As of JUNE 2014
(In Pesos)

Department: State Universities and Colleges
Agency/OU: **Mindoro State College of Agriculture and Technology**
Fund: 101

P/A/P / ALLOTMENT CLASS / OBJECT OF EXPENDITURE (1)	Account Code	Allotment Received (2)	Obligations Incurred Higher Education Services			Obligations Incurred TOTAL HES	Obligations Incurred Research	Obligations Incurred Extension	Obligations Incurred		Unobligated Balance of Allotment (5)=(2) - (4)	Remarks (5)
			Main Campus	Bongabong Campus	Calapan City Campus				This Report (3)	To Date (4)		
CURRENT YEAR BUDGET												
Personal Services												
Salaries and Wages - Regular	50101010	59,478,000.00	8,093,820.91	9,312,518.94	13,889,636.11	31,295,975.95	-	-	8,831,924.63	36,044,279.05	23,433,720.95	
Salaries and Wages - Military/Police	50101010	-	-	-	-	-	-	-	-	-	-	
Salaries and Wages - Part Time	50101010	-	-	-	-	-	-	-	-	-	-	
Salaries and Wages - Substitute	50101020	304,000.00	-	-	-	-	-	-	-	-	304,000.00	
Salaries and Wages - Casual	50101020	262,000.00	-	65,874.26	68,454.42	134,328.68	-	-	39,771.77	170,849.53	91,150.47	
Salaries and Wages - Contractual	50101020	522,000.00	17,500.00	-	-	17,500.00	-	-	8,000.00	17,500.00	504,500.00	
Salaries and Wages - Emergency	50101020	-	-	-	-	-	-	-	-	-	-	
Personnel Economic Relief Allowance (PERA)	50102010	5,400,000.00	559,732.74	745,098.93	908,909.09	2,213,740.76	-	-	443,102.72	2,712,468.26	2,687,531.74	
Additional Compensation (ADCOM)	50102020	-	-	-	-	-	-	-	-	-	-	
Representation Allowance (RA)	50102020	258,000.00	-	-	-	-	-	-	14,000.00	84,000.00	174,000.00	
Transportation Allowance (TA)	50102030	258,000.00	-	-	-	-	-	-	-	35,461.42	222,538.58	
Clothing/Uniform Allowance	50102040	1,125,000.00	235,000.00	310,000.00	370,000.00	915,000.00	-	-	-	1,120,000.00	5,000.00	
Subsistence	50102050	-	-	8,950.00	8,375.00	17,325.00	-	-	8,450.00	30,120.50	(30,120.50)	
Laundry Allowance	50102060	73,000.00	-	150.00	600.00	2,750.00	-	-	600.00	3,754.50	69,245.50	
Productivity Incentive Allowance	50102080	450,000.00	94,000.00	128,000.00	136,000.00	356,000.00	-	-	8,000.00	426,000.00	24,000.00	
Overseas Allowance	50102090	-	-	-	-	-	-	-	-	-	-	
Other Bonuses and Allowances	50102990	-	-	-	-	-	-	-	-	-	-	
Honoraria	50102100	50,000.00	7,500.00	-	-	7,500.00	-	-	-	73,200.00	(23,200.00)	
Hazard Pay	50102110	-	-	-	-	-	-	-	-	-	-	
Longevity Pay/Step Increment	50102130	148,000.00	-	-	-	-	-	-	-	-	148,000.00	
Overtime and Night Pay	50102130	-	-	-	-	-	-	-	-	-	-	
Cash Gift	50102150	1,125,000.00	87,500.00	154,500.00	192,500.00	434,500.00	-	-	-	564,500.00	560,500.00	
Year-End Bonus	50102140	4,956,000.00	405,055.00	647,054.00	839,379.50	1,891,488.50	-	-	-	2,412,445.50	2,543,554.50	
Life and Retirement Insurance Contributions	50103010	7,138,000.00	825,373.91	945,951.22	1,202,617.52	2,973,942.65	-	-	575,343.05	3,506,916.52	3,631,083.48	
PAG-IBIG Contributions	50103020	270,000.00	29,500.00	37,500.00	48,442.50	115,442.50	-	-	24,942.50	139,442.50	130,557.50	
PHILHEALTH Contributions	50103030	662,000.00	88,600.00	96,225.00	123,962.50	308,787.50	-	-	57,875.00	352,900.00	309,100.00	
ECC Contributions	50103040	269,000.00	29,000.00	37,440.00	45,904.10	112,344.10	-	-	22,547.65	136,584.10	132,415.90	
Pension Benefits - Civilian	50104010	-	-	-	-	-	-	-	-	-	-	
Pension Benefits- Military Uniformed	50104010	-	-	-	-	-	-	-	-	-	-	
Retirement Benefits-Civilian	50104020	-	-	-	-	-	-	-	-	-	-	
Retirement Benefits-Military Uniformed	50104020	-	-	-	-	-	-	-	-	-	-	
Terminal Leave Benefits	50104030	-	-	-	-	-	-	-	-	-	-	
Other Personnel Benefits	50103050	-	-	-	-	-	-	-	-	-	-	
Sub-Total		82,748,000.00	10,472,582.56	12,489,262.35	17,834,780.74	40,796,625.64	-	-	10,034,557.32	47,830,421.88	34,917,578.12	


STATEMENT OF ALLOTMENTS, OBLIGATIONS AND BALANCES
As of JUNE 2014
(In Pesos)


Department: State Universities and Colleges
Agency/OU: **Mindoro State College of Agriculture and Technology**
Fund: 101

P/A/P / ALLOTMENT CLASS / OBJECT OF EXPENDITURE (1)	Account Code	Allotment Received (2)	Obligations Incurred Higher Education Services			Obligations Incurred TOTAL HES	Obligations Incurred Research	Obligations Incurred Extension	Obligations Incurred		Unobligated Balance of Allotment (5)=(2) - (4)	Remarks (5)
			Main Campus	Bongabong Campus	Calapan City Campus				This Report (3)	To Date (4)		
SPECIAL PURPOSE FUNDS												
Personal Services												
Salaries and Wages - Regular	50101010	-	-	-	-	-	-	-	-	-	-	-
Other Bonuses and Allowances	50102990	-	-	-	-	-	-	-	-	-	-	-
Life and Retirement Insurance Contributions	50103010	-	-	-	-	-	-	-	-	-	-	-
Retirement Benefits-Civilian	50104010	-	-	-	-	-	-	-	-	-	-	-
Terminal Leave Benefits	50104030	730,101.00	505,592.00	-	-	505,592.00	-	-	-	730,101.00	-	-
Health Worker Benefits	50104990	-	-	-	-	-	-	-	-	-	-	-
Other Personnel Benefits	50104990	-	-	-	-	-	-	-	-	-	-	-
Sub-Total		730,101.00	505,592.00	-	-	505,592.00	-	-	-	730,101.00	-	-
Maintenance and Other Operating Expenses												
Scholarship Expenses	50202020	-	-	-	-	-	-	-	-	-	-	-
Repair and Maintenance - School Buildings	50213040	6,626,700.00	-	-	-	-	-	-	-	-	6,626,700.00	-
Sub-Total		6,626,700.00	-	-	-	-	-	-	-	-	6,626,700.00	-
Capital Outlays												
Land and Land Improvements Outlay	10602990	-	-	-	-	-	-	-	-	-	-	-
Sub-Total		-	-	-	-	-	-	-	-	-	-	-
TOTAL		7,356,801.00	505,592.00	-	-	505,592.00	-	-	-	730,101.00	6,626,700.00	-
PRIOR YEAR'S BUDGET (CONTINUING APPROPRIATIONS)												
Personal Services												
Travelling Expenses - Local	50201010	-	-	-	-	-	-	-	-	-	-	-
Capital Outlays												
Land and Land Improvements Outlay	10602990	-	-	-	-	-	-	-	-	-	-	-
Sub-Total		-	-	-	-	-	-	-	-	-	-	-
TOTAL		-	-	-	-	-	-	-	-	-	-	-
GRAND TOTAL		137,026,801.00	14,525,405.86	13,262,525.99	18,693,506.72	46,481,438.56	363,670.58	46,394.71	12,915,269.78	58,749,105.79	78,277,695.21	-

Certified Correct:

Submitted by:


FILomena P. REYES
Acting Budget Officer


JESSE T. ZAMORA, Ed.D.
SUC President II

STATEMENT OF ALLOTMENTS, OBLIGATIONS AND BALANCES
As of JUNE 2014
(In Pesos)

Department: State Universities and Colleges
Agency/OU: **Mindoro State College of Agriculture and Technology**
Fund: 101

P/A/P / ALLOTMENT CLASS / OBJECT OF EXPENDITURE (1)	Account Code	Allotment Received (2)	Obligations Incurred Higher Education Services			Obligations Incurred TOTAL HES	Obligations Incurred Research	Obligations Incurred Extension	Obligations Incurred		Unobligated Balance of Allotment (5)=(2) - (4)	Remarks (5)
			Main Campus	Bongabong Campus	Calapan City Campus				This Report (3)	To Date (4)		
Repair and Maintenance - Land Improvements	50213010	-	13,074.48	-	-	13,074.48	3,000.00	-	56,340.00	71,946.15	(71,946.15)	
Repair and Maintenance - Office Buildings	50213040	2,035,000.00	20,800.00	-	125,644.90	146,444.90	-	-	-	216,558.34	1,818,441.66	
Repair and Maintenance - School Buildings	50213040	2,035,000.00	1,616,330.79	8,525.00	68,985.55	1,779,364.49	43,405.82	-	1,264,719.93	2,754,827.81	(719,827.81)	
Repair and Maintenance - Other Structures	50213080	1,302,000.00	35,000.00	115,948.00	-	150,948.00	-	-	155,853.00	367,161.00	934,839.00	
Repair and Maintenance - Leasehold Improvements	50213090	-	-	-	-	-	-	-	-	-	-	
Repair and Maintenance - Office Equipment	50213050	305,000.00	50,000.00	16,350.35	-	66,350.35	-	-	11,519.08	104,887.43	200,112.57	
Repair and Maintenance - Furnitures and Fixtures	50213070	115,000.00	116,120.00	-	72,306.55	188,426.55	-	-	64,025.00	188,426.55	(73,426.55)	
Repair and Maintenance - IT Equipment & Software	50213050	268,000.00	7,360.00	11,495.00	-	18,855.00	-	-	180,630.00	222,045.00	45,955.00	
Repair and Maintenance - Machineries and Equip	50213050	220,000.00	-	-	-	-	-	-	20,400.00	20,400.00	199,600.00	
Repair and Maintenance - Agricultural, Fishery & Fd	50213050	340,000.00	-	-	-	-	-	-	-	3,000.00	337,000.00	
Repair and Maintenance - Fire Fighting Equipment	50213050	-	42,500.00	-	-	42,500.00	-	-	-	42,500.00	(42,500.00)	
Repair and Maintenance - Hospital Equipment	50213050	-	-	-	-	-	-	-	-	-	-	
Repair and Maintenance - Medical, Dental & Labo	50213050	240,000.00	-	-	-	-	-	-	-	-	240,000.00	
Repair and Maintenance - Technical & Scientific Ed	50213050	65,000.00	-	-	-	-	-	-	-	-	65,000.00	
Repair and Maintenance - Other Machineries & Eq	50213060	-	-	-	-	-	-	-	-	-	-	
Repair and Maintenance - Motor and Vehicles	50213060	400,000.00	-	35,236.00	4,750.00	39,986.00	-	-	49,880.00	121,319.00	278,681.00	
Repair and Maintenance - Other Property, Plant &	50213990	65,000.00	-	-	-	-	-	-	-	-	65,000.00	
Repair and Maintenance - Artesian Wells, Reservoir	50213990	185,000.00	-	-	-	-	-	-	-	134,050.00	50,950.00	
Intelligence Expenses	50210020	-	-	-	-	-	-	-	-	-	-	
Extraordinary Expenses	50210030	10,000.00	-	-	-	-	-	-	-	-	10,000.00	
Miscellaneous Expenses	50210030	100,000.00	-	-	-	-	3,110.50	-	-	3,110.50	96,889.50	
Taxes, Duties and Licenses	50215010	75,000.00	-	-	-	-	-	-	-	12,570.92	62,429.08	
Fidelity Bond Premiums	50215020	59,000.00	-	5,254.00	4,500.00	9,754.00	-	-	-	39,754.00	19,246.00	
Insurance Expenses	50215030	62,000.00	-	7,059.80	-	12,313.80	-	-	9,685.66	31,672.91	30,327.09	
Bad Debts	50503020	-	-	-	-	-	-	-	-	-	-	
Other Maintenance and Operating Expenses	50299990	-	19,981.57	108,000.00	20,154.00	148,135.57	8,520.85	8,436.43	119,981.03	178,455.88	(178,455.88)	
Documentary Stamp Expenses	50301990	-	-	3,000.00	-	3,000.00	-	-	3,000.00	3,000.00	(3,000.00)	
Sub-Total		46,199,000.00	3,547,231.30	773,263.64	858,725.98	5,278,562.57	363,670.58	46,394.71	2,880,712.46	9,465,582.91	36,733,417.09	
Capital Outlays												
Other Building and Structure	10604010	723,000.00	-	-	-	-	-	-	-	723,000.00	-	
IT Equipment Outlay	10605030	-	-	-	-	-	-	-	-	-	-	
Books	10607020	-	-	-	-	-	-	-	-	-	-	
Sub-Total		723,000.00								723,000.00		
TOTAL		129,670,000.00	14,019,813.86	13,262,525.99	18,693,506.72	45,975,846.56	363,670.58	46,394.71	12,915,269.78	58,019,004.79	71,650,995.21	

STATEMENT OF ALLOTMENTS, OBLIGATIONS AND BALANCES

As of JUNE 2014

(In Pesos)

Department: State Universities and Colleges
 Agency/OU: **Mindoro State College of Agriculture and Technology**
 Fund: 101

P/A/P / ALLOTMENT CLASS / OBJECT OF EXPENDITURE (1)	Account Code	Allotment Received (2)	Obligations Incurred Higher Education Services			Obligations Incurred TOTAL HES	Obligations Incurred Research	Obligations Incurred Extension	Obligations Incurred		Unobligated Balance of Allotment (5)=(2) - (4)	Remarks (5)
			Main Campus	Bongabong Campus	Calapan City Campus				This Report (3)	To Date (4)		
			Maintenance and Other Operating Expenses									
Travelling Expenses - Local	50201010	1,215,000.00	139,540.68	95,051.64	67,035.22	301,627.54	54,946.46	33,590.76	182,054.72	703,294.01	511,705.99	
Travelling Expenses - Foreign	50201020	100,000.00	-	-	-	-	-	-	-	-	100,000.00	
Training Expenses	50202010	1,369,000.00	57,700.00	52,000.00	29,400.00	139,100.00	131,408.00	-	30,200.00	310,708.00	1,058,292.00	
Scholarship Expenses	50202020	27,937,000.00	-	-	-	-	-	-	-	-	27,937,000.00	
Office Supplies Expenses	50203010	814,000.00	2,920.00	58,756.09	86,771.45	157,012.04	-	-	329,515.40	543,262.04	270,737.96	
Accountable Forms	50203020	64,000.00	-	-	-	-	-	-	7,700.00	21,450.00	42,550.00	
Animal/Zoological Supplies Expenses	50203040	152,000.00	-	-	-	-	-	-	-	-	152,000.00	
Medical, Dental and Laboratory Supplies Expenses	50203080	60,000.00	8,973.95	-	41,650.00	50,623.95	-	-	8,973.95	50,623.95	9,376.05	
Gasoline, Fuel and Oil	50203090	1,624,000.00	28,617.77	66,765.50	44,087.56	139,470.83	-	3,467.52	118,158.31	428,150.56	1,195,849.44	
Agricultural Supplies Expenses	50203100	370,000.00	10,700.00	-	-	10,700.00	21,100.00	-	19,230.00	95,060.00	274,940.00	
Textbooks and Instructional Materials Expenses	50203110	583,000.00	972,549.00	2,877.00	-	975,426.00	-	-	-	975,426.00	(392,426.00)	
Military and Police Supplies Expenses	50203120	-	-	-	-	-	-	-	-	-	-	
Other Supplies Expenses	50203990	146,000.00	40,937.00	37,861.50	-	78,798.50	26,900.00	-	45,905.00	167,078.70	(21,078.70)	
Water Expenses	50204010	10,000.00	-	12,910.00	-	12,910.00	-	-	2,300.00	12,910.00	(2,910.00)	
Electricity Expenses	50204020	2,108,000.00	276,193.48	90,837.97	289,660.75	656,692.20	46,517.75	600.00	122,382.31	1,005,141.75	1,102,858.25	
Cooking Gas Expenses	50203990	-	-	-	-	-	3,000.00	-	3,000.00	3,000.00	(3,000.00)	
Postage and Deliveries	50205010	26,000.00	135.00	-	-	135.00	-	-	1,385.00	3,595.00	22,405.00	
Telephone Expenses - Landline	50205020	58,000.00	-	2,961.79	-	2,961.79	-	-	2,961.79	2,961.79	55,038.21	
Telephone Expenses - Mobile	50205020	206,000.00	19,199.00	11,200.00	-	30,399.00	4,800.00	300.00	6,649.34	80,741.79	125,258.21	
Internet Expenses	50205030	150,000.00	29,762.58	13,986.00	3,780.00	48,968.58	5,815.20	-	16,662.94	127,444.68	22,555.32	
Cable, Satellite, Telegraph and Radio Expenses	50205040	-	2,292.00	1,440.00	-	2,292.00	-	-	-	3,072.00	(3,072.00)	
Membership, Dues and Contribution to Organization	50299060	228,000.00	21,000.00	-	-	21,000.00	10,000.00	-	1,000.00	81,000.00	147,000.00	
Advertising Expenses	50299010	50,000.00	3,040.00	-	-	3,040.00	-	-	5,680.00	5,680.00	44,320.00	
Printing and Binding Expenses	50299020	182,000.00	12,504.00	-	-	12,504.00	1,146.00	-	18,920.00	25,266.00	156,734.00	
Rent Expenses	50299050	150,000.00	-	-	-	-	-	-	12,000.00	72,000.00	78,000.00	
Representation Expenses	50299030	300,000.00	-	-	-	-	-	-	-	78,993.00	221,007.00	
Subscription Expenses	50299070	60,000.00	-	-	-	-	-	-	-	-	60,000.00	
Survey Expenses	50207010	-	-	-	-	-	-	-	-	66,000.00	(66,000.00)	
Legal Services	50211010	123,000.00	-	-	-	-	-	-	10,000.00	60,000.00	63,000.00	
Auditing Services	50211020	43,000.00	-	15,748.00	-	15,748.00	-	-	-	25,348.00	17,652.00	
Consultancy Services	50211030	140,000.00	-	-	-	-	-	-	-	-	140,000.00	
Security Services	50212030	-	-	-	-	-	-	-	-	-	-	
Other Professional Services	50211990	50,000.00	-	-	-	-	-	-	-	-	50,000.00	

STATEMENT OF ALLOTMENTS, OBLIGATIONS AND BALANCES

As of SEPTEMBER 2014

(In Pesos)

Department: State Universities and Colleges
 Agency/OU: Mindoro State College of Agriculture and Technology
 Fund: 101

P/A/P / ALLOTMENT CLASS / OBJECT OF EXPENDITURE (1)	Account Code	Allotment Received (2)	Obligations Incurred GAS	Obligations Incurred Higher Education Services			Obligations Incurred TOTAL HES	Obligations Incurred Research	Obligations Incurred Extension	Obligations Incurred		Unobligated Balance of Allotment (5)=(2) - (4)	Remarks (5)
				Main Campus	Bongabong Campus	Calapan City Campus				This Report (3)	To Date (4)		
CURRENT YEAR BUDGET													
Personal Services													
Salaries and Wages - Regular	50101010	59,478,000.00	6,669,682.96	11,599,876.81	13,538,539.14	21,303,163.41	46,441,579.35	-	-	4,895,604.59	53,111,262.31	6,366,737.69	
Salaries and Wages - Military/Police	50101010	-	-	-	-	-	-	-	-	-	-	-	
Salaries and Wages - Part Time	50101010	-	-	-	-	-	-	-	-	-	-	-	
Salaries and Wages - Substitute	50101020	304,000.00	-	-	-	-	-	-	-	-	-	304,000.00	
Salaries and Wages - Casual	50101020	784,000.00	90,218.17	28,697.05	101,770.57	97,181.65	227,649.27	-	-	38,662.85	317,867.44	466,132.56	
Salaries and Wages - Contractual	50101020	-	-	-	-	-	-	-	-	-	-	-	
Salaries and Wages - Emergency	50101020	-	-	-	-	-	-	-	-	-	-	-	
Personnel Economic Relief Allowance (PERA)	50102010	5,400,000.00	762,544.57	831,068.48	1,127,735.29	1,358,751.74	3,317,555.51	-	-	461,313.83	4,080,100.08	1,319,899.92	
Additional Compensation (ADCOM)	50102020	-	-	-	-	-	-	-	-	-	-	-	
Representation Allowance (RA)	50102020	258,000.00	126,000.00	-	-	-	-	-	-	14,000.00	126,000.00	132,000.00	
Transportation Allowance (TA)	50102030	258,000.00	70,330.39	-	-	-	-	-	-	9,322.62	70,330.39	187,669.61	
Clothing/Uniform Allowance	50102040	1,125,000.00	205,000.00	235,000.00	310,000.00	370,000.00	915,000.00	-	-	-	1,120,000.00	5,000.00	
Subsistence	50102050	-	21,795.50	-	6,950.00	9,600.00	16,550.00	-	-	5,725.00	38,345.50	(38,345.50)	
Laundry Allowance	50102060	73,000.00	1,904.50	-	750.00	750.00	1,500.00	-	-	600.00	3,404.50	69,595.50	
Productivity Incentive Allowance	50102080	450,000.00	70,000.00	94,000.00	132,000.00	136,000.00	360,000.00	-	-	-	430,000.00	20,000.00	
Overseas Allowance	50102090	-	-	-	-	-	-	-	-	-	-	-	
Other Bonuses and Allowances	50102990	-	-	-	-	-	-	-	-	-	-	-	
Honoraria	50102100	50,000.00	103,550.00	17,500.00	-	-	17,500.00	-	-	5,000.00	121,050.00	(71,050.00)	
Hazard Pay	50102110	-	-	-	-	-	-	-	-	-	-	-	
Longevity Pay/Step Increment	50102130	148,000.00	-	-	-	-	-	-	-	-	-	148,000.00	
Overtime and Night Pay	50102130	-	-	-	-	-	-	-	-	-	-	-	
Cash Gift	50102150	1,125,000.00	130,000.00	87,500.00	154,500.00	192,500.00	434,500.00	-	-	-	564,500.00	560,500.00	
Year-End Bonus	50102140	4,956,000.00	520,957.00	405,055.00	647,054.00	839,379.50	1,891,488.50	-	-	-	2,412,445.50	2,543,554.50	
Life and Retirement Insurance Contributions	50103010	7,138,000.00	785,247.37	1,248,366.48	1,412,746.51	1,575,349.80	4,236,462.79	-	-	562,653.57	5,021,710.16	2,116,289.84	
PAG-IBIG Contributions	50103020	270,000.00	36,200.00	44,200.00	56,400.00	63,642.50	164,242.50	-	-	23,000.00	200,442.50	69,557.50	
PHILHEALTH Contributions	50103030	662,000.00	69,462.50	129,925.00	144,525.00	164,487.50	438,937.50	-	-	58,787.50	508,400.00	153,600.00	
ECC Contributions	50103040	269,000.00	36,310.00	43,600.00	56,310.00	61,039.40	160,949.40	-	-	22,847.65	197,259.40	71,740.60	
Pension Benefits - Civilian	50104010	-	-	-	-	-	-	-	-	-	-	-	
Pension Benefits- Military Uniformed	50104010	-	-	-	-	-	-	-	-	-	-	-	
Retirement Benefits-Civilian	50104020	-	-	-	-	-	-	-	-	-	-	-	
Retirement Benefits-Military Uniformed	50104020	-	-	-	-	-	-	-	-	-	-	-	
Terminal Leave Benefits	50104030	-	-	-	-	-	-	-	-	-	-	-	
Other Personnel Benefits	50103050	-	-	-	-	-	-	-	-	-	-	-	
Sub-Total		82,748,000.00	9,699,202.96	14,764,788.82	17,689,280.51	26,171,845.50	58,623,914.82	-	-	6,097,517.61	68,323,117.78	14,424,882.22	

STATEMENT OF ALLOTMENTS, OBLIGATIONS AND BALANCES
As of SEPTEMBER 2014
(In Pesos)

Department: State Universities and Colleges
Agency/OU: Mindoro State College of Agriculture and Technology
Fund: 101

P/A/P / ALLOTMENT CLASS / OBJECT OF EXPENDITURE (1)	Account Code	Allotment Received (2)	Obligations Incurred GAS	Obligations Incurred Higher Education Services			Obligations Incurred TOTAL HES	Obligations Incurred Research	Obligations Incurred Extension	Obligations Incurred		Unobligated Balance of Allotment (5)=(2) - (4)	Remarks (5)
				Main Campus	Bongabong Campus	Calapan City Campus				This Report (3)	To Date (4)		
				Maintenance and Other Operating Expenses									
Travelling Expenses - Local	50201010	1,215,000.00	476,297.45	314,486.63	179,840.50	91,457.22	585,784.35	332,087.26	57,426.76	413,479.50	1,451,595.82	(236,595.82)	
Travelling Expenses - Foreign	50201020	100,000.00	-	-	-	-	-	-	-	-	-	100,000.00	
Training Expenses	50202010	1,369,000.00	43,800.00	172,017.00	59,900.00	33,000.00	264,917.00	161,058.00	20,000.00	50,450.00	489,775.00	879,225.00	
Scholarship Expenses	50202020	27,937,000.00	-	12,527,743.00	-	-	12,527,743.00	-	-	12,527,743.00	12,527,743.00	15,409,257.00	
Office Supplies Expenses	50203010	814,000.00	446,505.25	58,770.25	58,756.09	86,771.45	212,862.29	8,500.00	12,550.00	9,618.75	680,417.54	133,582.46	
Accountable Forms	50203020	64,000.00	33,462.00	-	-	1,760.00	1,760.00	-	-	13,772.00	35,222.00	28,778.00	
Animal/Zoological Supplies Expenses	50203040	152,000.00	-	-	-	1,435.07	1,435.07	-	-	1,435.07	1,435.07	150,564.93	
Food Supplies Expenses	50203050	-	-	-	-	-	-	-	-	-	-	-	
Drugs and Medicines Expenses	50203070	-	1,000.00	-	-	-	-	-	-	1,000.00	1,000.00	(1,000.00)	
Medical, Dental and Laboratory Supplies Expenses	50203080	60,000.00	-	10,409.02	-	41,650.00	52,059.02	-	-	1,435.07	52,059.02	7,940.98	
Gasoline, Fuel and Oil	50203090	1,624,000.00	614,686.36	28,617.77	66,765.50	44,087.56	139,470.83	-	4,830.52	99,478.73	758,987.71	865,012.29	
Agricultural Supplies Expenses	50203100	370,000.00	65,060.00	16,900.00	-	-	16,900.00	22,463.00	-	9,363.00	104,423.00	265,577.00	
Textbooks and Instructional Materials Expenses	50203110	583,000.00	-	828,939.00	2,877.00	50,632.00	882,448.00	-	-	(94,664.00)	882,448.00	(299,448.00)	
Military and Police Supplies Expenses	50203120	-	-	-	-	-	-	-	-	-	-	-	
Other Supplies Expenses	50203990	146,000.00	112,382.55	87,754.20	73,366.60	7,069.10	168,189.90	48,024.00	-	91,901.75	328,596.45	(182,596.45)	
Water Expenses	50204010	10,000.00	-	3,189.00	12,910.00	-	16,099.00	-	-	-	16,099.00	(6,099.00)	
Electricity Expenses	50204020	2,108,000.00	501,418.59	570,317.10	184,221.54	289,660.75	1,044,199.39	101,025.50	-	285,490.20	1,646,643.48	461,356.53	
Cooking Gas Expenses	50203990	-	-	-	-	-	-	-	-	-	-	-	
Postage and Deliveries	50205010	26,000.00	5,100.00	135.00	-	-	135.00	-	-	390.00	5,235.00	20,765.00	
Telephone Expenses - Landline	50205020	58,000.00	-	-	-	2,961.79	2,961.79	-	-	-	2,961.79	55,038.21	
Telephone Expenses - Mobile	50205020	206,000.00	69,597.68	40,744.92	20,588.81	1,947.00	63,280.73	7,200.00	1,500.00	23,657.77	141,578.41	64,421.59	
Internet Expenses	50205030	150,000.00	106,023.88	54,758.98	13,986.00	3,780.00	73,964.98	6,964.20	-	17,182.94	186,953.06	(36,953.06)	
Cable, Satellite, Telegraph and Radio Expenses	50205040	-	2,220.00	5,853.00	1,440.00	-	5,853.00	-	-	-	8,073.00	(8,073.00)	
Membership, Dues and Contribution to Organizations	50299060	228,000.00	70,000.00	21,000.00	30,000.00	-	51,000.00	10,000.00	-	50,000.00	131,000.00	97,000.00	
Advertising Expenses	50299010	50,000.00	2,640.00	15,999.66	-	-	15,999.66	-	240.00	240.00	18,879.66	31,120.34	
Printing and Binding Expenses	50299020	182,000.00	53,510.00	20,384.00	-	-	20,384.00	1,692.00	-	42,746.00	75,586.00	106,414.00	
Rent Expenses	50299050	150,000.00	96,000.00	-	-	-	-	-	-	-	96,000.00	54,000.00	
Representation Expenses	50299030	300,000.00	185,628.00	-	55,836.50	-	55,836.50	-	-	10,296.00	241,464.50	58,535.50	
Transportation Allowance and Delivery Expenses	50299040	-	1,690.15	-	-	-	-	-	-	-	1,690.15	(1,690.15)	
Storage Expenses	50299990	-	-	-	-	-	-	-	-	-	-	-	
Subscription Expenses	50299070	60,000.00	-	-	-	-	-	-	-	-	-	60,000.00	
Survey Expenses	50207010	-	66,000.00	-	-	-	-	-	-	-	-	(66,000.00)	
Legal Services	50211010	123,000.00	90,000.00	-	-	-	-	-	-	10,000.00	90,000.00	33,000.00	
Auditing Services	50211020	43,000.00	56,297.35	-	15,748.00	-	15,748.00	-	-	7,290.00	29,045.35	(29,045.35)	
Consultancy Services	50211030	140,000.00	-	-	-	-	-	-	-	-	-	140,000.00	
Security Services	50212030	-	-	-	-	-	-	-	-	-	-	-	
Other Professional Services	50211990	50,000.00	-	-	-	-	-	-	-	-	-	50,000.00	

STATEMENT OF ALLOTMENTS, OBLIGATIONS AND BALANCES
As of SEPTEMBER 2014
(In Pesos)

Department: State Universities and Colleges
Agency/OU: Mindoro State College of Agriculture and Technology
Fund: 101

P/A/P / ALLOTMENT CLASS / OBJECT OF EXPENDITURE (1)	Account Code	Allotment Received (2)	Obligations Incurred GAS	Obligations Incurred Higher Education Services			Obligations Incurred TOTAL HES	Obligations Incurred Research	Obligations Incurred Extension	Obligations Incurred		Unobligated Balance of Allotment (5)=(2) - (4)	Remarks (5)
				Main Campus	Bongabong Campus	Calapan City Campus				This Report (3)	To Date (4)		
Repair and Maintenance - Land Improvements	50213010	-	97,641.67	13,074.48	-	-	13,074.48	3,000.00	-	2,600.00	113,716.15	(113,716.15)	
Repair and Maintenance - Office Buildings	50213040	2,035,000.00	70,113.44	20,800.00	-	125,644.90	146,444.90	-	-	-	216,558.34	1,818,441.66	
Repair and Maintenance - School Buildings	50213040	2,035,000.00	918,716.10	2,202,355.86	8,525.00	900,575.11	3,196,979.12	43,405.82	-	455,966.33	4,159,101.04	(2,124,101.04)	
Repair and Maintenance - Other Structures	50213080	1,302,000.00	216,213.00	293,572.05	115,948.00	-	409,520.05	-	-	-	625,733.05	676,266.95	
Repair and Maintenance - Leasehold Improvement-Land	50213090	-	-	-	-	-	-	-	-	-	-	-	
Repair and Maintenance - Office Equipment	50213050	305,000.00	38,537.08	50,000.00	30,612.27	7,240.00	87,852.27	-	-	7,240.00	126,389.35	178,610.65	
Repair and Maintenance - Furnitures and Fixtures	50213070	115,000.00	37,690.00	247,895.00	-	77,301.34	325,196.34	-	-	69,745.00	362,886.34	(247,886.34)	
Repair and Maintenance - IT Equipment & Software	50213050	268,000.00	214,090.00	57,360.00	11,495.00	-	68,855.00	-	-	10,900.00	282,945.00	(14,945.00)	
Repair and Maintenance - Machineries and Equipment	50213050	220,000.00	150,419.25	3,550.00	-	39,670.00	43,220.00	-	-	21,501.92	193,639.25	26,360.75	
Repair and Maintenance - Agricultural, Fishery & Forestry Equipment	50213050	340,000.00	3,000.00	-	-	-	-	-	-	-	3,000.00	337,000.00	
Repair and Maintenance - Fire Fighting Equipment & Accessories	50213050	-	49,760.00	65,100.00	-	-	65,100.00	-	-	72,360.00	114,860.00	(114,860.00)	
Repair and Maintenance - Hospital Equipment	50213050	-	-	-	-	-	-	-	-	-	-	-	
Repair and Maintenance - Medical, Dental & Laboratory Equipment	50213050	240,000.00	-	-	-	-	-	-	-	-	-	240,000.00	
Repair and Maintenance - Technical & Scientific Equipment	50213050	65,000.00	-	-	-	-	-	-	-	-	-	65,000.00	
Repair and Maintenance - Other Machineries & Equipment	50213060	-	-	-	96,843.00	-	96,843.00	-	-	-	96,843.00	(96,843.00)	
Repair and Maintenance - Motor and Vehicles	50213060	400,000.00	148,318.00	-	35,236.00	4,750.00	39,986.00	-	-	60,985.00	188,304.00	211,696.00	
Repair and Maintenance - Other Property, Plant & Equipment	50213990	65,000.00	-	-	-	-	-	-	-	-	-	65,000.00	
Repair and Maintenance - Artesian Wells, Reservoirs, Pumping Stations &	50213990	185,000.00	378,430.00	-	-	-	-	-	-	244,380.00	378,430.00	(193,430.00)	
Intelligence Expenses	50210020	-	-	-	-	-	-	-	-	-	-	-	
Extraordinary Expenses	50210030	10,000.00	-	-	-	-	-	-	-	-	-	10,000.00	
Miscellaneous Expenses	50210030	100,000.00	6,200.00	4,500.00	-	-	4,500.00	47,760.50	-	45,200.00	58,460.50	41,539.50	
Taxes, Duties and Licenses	50215010	75,000.00	19,402.16	-	-	-	-	-	-	-	19,402.16	55,597.84	
Fidelity Bond Premiums	50215020	59,000.00	63,903.75	-	5,254.00	4,500.00	9,754.00	3,375.00	-	3,375.00	77,032.75	(18,032.75)	
Insurance Expenses	50215030	62,000.00	20,612.18	-	7,059.80	-	7,059.80	-	-	-	27,671.98	34,328.02	
Bad Debts	50503020	-	-	-	-	-	-	-	-	-	-	-	
Other Maintenance and Operating Expenses	50299990	-	38,579.24	33,860.43	108,000.00	20,154.00	162,014.43	20,006.38	17,888.70	18,635.04	238,488.75	(238,488.75)	
Bank Charges	50301040	-	600.00	-	-	-	-	-	-	600.00	600.00	(600.00)	
Documentary Stamp Expenses	50301990	-	-	-	3,000.00	-	3,000.00	-	-	-	3,000.00	(3,000.00)	
Sub-Total		46,199,000.00	5,571,545.13	17,770,086.35	1,198,209.61	1,836,047.29	20,898,430.90	816,561.66	114,435.98	14,585,794.07	27,400,973.67	18,798,026.34	
Capital Outlays													
Other Building and Structure	10604010	723,000.00	723,000.00	-	-	-	-	-	-	-	723,000.00	-	
IT Equipment Outlay	10605030	-	-	-	-	-	-	-	-	-	-	-	
Books	10607020	-	-	-	-	-	-	-	-	-	-	-	
Sub-Total		723,000.00	723,000.00	-	-	-	-	-	-	-	723,000.00	-	
TOTAL		129,670,000.00	15,993,748.09	32,534,875.17	18,987,490.12	28,007,892.79	79,430,258.07	816,561.66	114,435.98	20,683,311.68	96,447,091.45	33,222,908.56	

STATEMENT OF ALLOTMENTS, OBLIGATIONS AND BALANCES
As of SEPTEMBER 2014
(In Pesos)

Department: State Universities and Colleges
Agency/OU: **Mindoro State College of Agriculture and Technology**
Fund: 101

P/A/P / ALLOTMENT CLASS / OBJECT OF EXPENDITURE (1)	Account Code	Allotment Received (2)	Obligations Incurred GAS	Obligations Incurred Higher Education Services			Obligations Incurred TOTAL RES	Obligations Incurred Research	Obligations Incurred Extension	Obligations Incurred		Unobligated Balance of Allotment (5)=(2) - (4)	Remarks (5)
				Main Campus	Bongabong Campus	Calapan City Campus				This Report (3)	To Date (4)		
SPECIAL PURPOSE FUNDS													
Personal Services													
Salaries and Wages - Regular	50101010	5,298,349.00	163,939.40	68,629.85	91,724.00	137,259.70	297,613.55	-	-	18,344.80	461,552.95	4,836,796.05	
Other Bonuses and Allowances	50102990	1,893,500.00	284,000.00	269,000.00	482,000.00	603,500.00	1,354,500.00	125,000.00	130,000.00	1,893,500.00	1,893,500.00	-	
Life and Retirement Insurance Contributions	50103010	499,344.00	21,383.40	8,809.85	11,964.00	-	20,773.85	-	-	2,392.80	42,157.25	457,186.75	
Retirement Benefits-Civilian	50104010	-	-	-	-	-	-	-	-	-	-	-	
Terminal Leave Benefits	50104030	1,107,304.00	224,509.00	882,795.00	-	-	882,795.00	-	-	377,203.00	1,107,304.00	-	
Health Worker Benefits	50104990	-	-	-	-	-	-	-	-	-	-	-	
Other Personnel Benefits	50104990	-	-	-	-	-	-	-	-	-	-	-	
Sub-Total		8,798,497.00	693,831.80	1,229,234.70	585,688.00	740,759.70	2,555,682.40	125,000.00	130,000.00	2,291,440.60	3,504,514.20	5,293,982.80	
Maintenance and Other Operating Expenses													
Scholarship Expenses	50202020	-	-	-	-	-	-	-	-	-	-	-	
Repair and Maintenance - School Buildings	50213040	6,626,700.00	-	-	-	-	-	-	-	-	-	6,626,700.00	
Sub-Total		6,626,700.00	-	-	-	-	-	-	-	-	-	6,626,700.00	
Capital Outlays													
Land and Land Improvements Outlay	10602990	-	-	-	-	-	-	-	-	-	-	-	
Sub-Total		-	-	-	-	-	-	-	-	-	-	-	
TOTAL		15,425,197.00	693,831.80	1,229,234.70	585,688.00	740,759.70	2,555,682.40	125,000.00	130,000.00	2,291,440.60	3,504,514.20	11,920,682.80	
PRIOR YEAR'S BUDGET (CONTINUING APPROPRIATIONS)													
Personal Services													
Travelling Expenses - Local	50201010	-	-	-	-	-	-	-	-	-	-	-	
Capital Outlays													
Land and Land Improvements Outlay	10602990	-	-	-	-	-	-	-	-	-	-	-	
Sub-Total		-	-	-	-	-	-	-	-	-	-	-	
TOTAL		-	-	-	-	-	-	-	-	-	-	-	
GRAND TOTAL		145,095,197.00	16,687,579.89	33,764,109.87	19,473,178.12	28,748,652.49	81,985,940.47	941,561.66	244,435.98	22,974,752.28	99,951,605.65	45,143,591.36	

Certified Correct


WILOMENA P. REYES
Acting Budget Officer

Submitted by:


JESSET ZAMORA, Ed.D.
SUC President II

STATEMENT OF ALLOTMENTS, OBLIGATIONS AND BALANCES
As of SEPTEMBER 2014
(In Pesos)

Department: State Universities and Colleges
Agency/OU: Mindoro State College of Agriculture and Technology
Fund: 164

P/A/P / ALLOTMENT CLASS / OBJECT OF EXPENDITURE (1)	Account Code	Allotment Received (2)	Obligations Incurred GAS	Obligations Incurred Higher Education Services			Obligations Incurred TOTAL HES	Obligations Incurred Research	Obligations Incurred Extension	Obligations Incurred Production	Obligations Incurred		Unobligated Balance of Allotment (5)=(2) - (4)	Remarks (5)
				Main Campus	Bongabong Campus	Calapan City Campus					This Report (3)	To Date (4)		
				CURRENT YEAR BUDGET										
Personal Services														
Salaries and Wages - Regular	701	9,933,568.81	252,288.62	323,546.03	328,363.80	354,194.05	1,044,546.72	-	-	-	115,690.49	1,296,835.34	8,636,733.47	
Salaries and Wages - Military/Police	702	(2,869,391.00)	-	0.00	-	-	-	-	-	-	-	-	(2,869,391.00)	
Salaries and Wages - Part Time	703	402,000.00	-	0.00	191,388.23	7,878.40	199,266.63	-	-	-	-	199,266.63	202,733.37	
Salaries and Wages - Substitute	704	-	-	0.00	-	31,664.64	31,664.64	-	-	-	31,664.64	-	(31,664.64)	
Salaries and Wages - Casual	705	-	-	0.00	-	3,272.72	3,272.72	-	-	-	-	-	(3,272.72)	
Salaries and Wages - Contractual	706	14,046,766.92	61,217.00	887,176.84	805,630.60	4,593,214.58	6,375,046.60	-	-	-	852,076.35	6,436,263.60	7,610,503.32	
Salaries and Wages - Emergency	707	2,884,361.66	84,415.21	248,397.90	47,512.50	-	336,115.73	106,631.61	-	49,726.59	33,764.35	576,889.14	2,307,472.52	
Personnel Economic Relief Allowance (PERA)	711	389,406.06	-	0.00	34,677.27	109,226.36	143,903.63	-	-	-	15,681.82	143,903.63	245,502.43	
Additional Compensation (ADCOM)	712	-	-	0.00	-	-	-	-	-	-	-	-	-	
Representation Allowance (RA)	713	2,023,668.89	50,400.00	170,150.00	341,400.00	241,500.00	766,050.00	75,600.00	17,500.00	24,500.00	89,900.00	934,050.00	1,089,618.89	
Transportation Allowance (TA)	714	293,000.00	42,677.46	55,752.63	11,000.00	38,500.00	111,552.66	41,864.58	-	-	17,071.02	196,094.70	96,905.30	
Clothing/Uniform Allowance	715	161,500.00	-	0.00	-	-	-	-	-	-	-	-	161,500.00	
Subsistence and Laundry Allowance	716	-	-	0.00	-	-	-	-	-	-	-	-	-	
Productivity Incentive Allowance	717	2,000.00	-	0.00	-	-	-	-	-	-	-	-	2,000.00	
Overseas Allowance	718	-	-	0.00	-	-	-	-	-	-	-	-	-	
Other Bonuses and Allowances	719	44,101.60	-	0.00	-	7,815.07	7,815.07	-	-	-	-	7,815.07	36,286.53	
Honoraria	720	2,539,480.93	135,000.00	2,286,400.00	-	46,625.00	2,607,109.32	-	-	-	10,800.00	2,742,109.32	(202,628.39)	
Hazard Pay	721	95,000.00	-	0.00	-	-	-	-	-	-	-	-	95,000.00	
Longevity Pay	722	-	-	0.00	-	-	-	-	-	-	-	-	-	
Overtime and Night Pay	723	-	-	0.00	-	-	-	-	-	-	-	-	-	
Cash Gift	724	75,000.00	-	0.00	18,333.00	25,000.00	109,998.00	-	-	-	-	109,998.00	(34,998.00)	
Year-End Bonus	725	243,916.10	21,838.00	26,837.00	52,370.00	120,404.00	134,643.00	-	-	-	-	156,481.00	87,435.10	
Life and Retirement Insurance Contributions	731	328,000.00	-	60,991.80	92,610.68	205,376.04	340,794.20	-	-	-	17,696.60	340,794.20	(12,794.20)	
PAG-IBIG Contributions	732	15,398.00	-	0.00	1,725.00	6,000.00	7,725.00	-	-	-	200.00	7,725.00	7,673.00	
PHILHEALTH Contributions	733	32,000.00	-	0.00	3,375.00	13,500.00	16,875.00	-	-	-	675.00	16,875.00	15,125.00	
ECC Contributions	734	14,453.33	-	0.00	3,699.96	7,100.00	10,799.96	-	-	-	200.00	10,799.96	3,653.37	
Pension Benefits- Military Uniformed	739	-	-	0.00	-	-	-	-	-	-	-	-	-	
Retirement Benefits-Civilian	740	600,000.00	-	0.00	-	-	-	-	-	-	-	-	600,000.00	
Terminal Leave Benefits	742	100,000.00	-	0.00	-	-	-	-	-	-	-	-	100,000.00	
Health Worker Benefits	743	-	-	0.00	-	-	-	-	-	-	-	-	-	
Other Personnel Benefits	749	848,999.47	-	4,000.00	180,000.00	55,040.00	239,040.00	-	-	-	-	239,040.00	609,959.47	
Sub-Total		32,203,230.77	647,836.29	4,063,252.20	2,115,358.76	5,865,038.14	12,486,218.88	224,096.19	17,500.00	74,226.59	1,185,420.27	13,449,877.95	18,753,352.82	

STATEMENT OF ALLOTMENTS, OBLIGATIONS AND BALANCES
As of SEPTEMBER 2014
(In Pesos)

Department: State Universities and Colleges
Agency/OU: **Mindoro State College of Agriculture and Technology**
Fund: **164**

P/A/P / ALLOTMENT CLASS / OBJECT OF EXPENDITURE (1)	Account Code	Allotment Received (2)	Obligations Incurred GAS	Obligations Incurred Higher Education Services			Obligations Incurred TOTAL HES	Obligations Incurred Research	Obligations Incurred Extension	Obligations Incurred Production	Obligations Incurred		Unobligated Balance of Allotment (5)=(2) - (4)	Remarks (5/6)
				Main Campus	Bongabong Campus	Calapan City Campus					This Report (3)	To Date (4)		
Extraordinary Expenses	883	2,639,990.00	-	-	-	-	-	-	-	-	-	-	2,639,990.00	
Miscellaneous Expenses	884	58,000.00	71,400.00	154,500.00	15,000.00	-	169,500.00	-	-	-	72,000.00	240,900.00	(182,900.00)	
Taxes, Duties and Licenses	891	48,401.00	-	-	-	3,229.06	3,229.06	-	-	-	-	3,229.06	45,171.94	
Fidelity Bond Premiums	892	92,300.00	-	-	17,629.00	-	17,629.00	-	-	-	-	17,629.00	74,671.00	
Insurance Expenses	893	128,539.20	-	-	-	30,394.54	30,394.54	-	-	-	-	30,394.54	98,144.66	
Bad Debts	901	-	-	-	-	-	-	-	-	-	-	-	-	
Other Maintenance and Operating Expenses	969	8,071,314.83	72,562.11	313,943.32	209,616.50	993,244.31	1,516,804.13	14,760.00	-	82,244.50	330,441.23	1,686,370.74	6,384,944.09	
Documentary Stamp Expenses	974	32,000.00	-	27,000.00	-	-	27,000.00	-	-	-	-	27,000.00	5,000.00	
Other Financial Charges	979	1,000,000.00	-	-	-	-	-	-	-	-	-	-	1,000,000.00	
Sub-Total		34,678,653.46	505,311.82	1,664,215.95	4,395,566.13	5,789,891.00	11,849,673.08	94,611.32	1,893.00	938,350.22	1,180,409.34	13,389,839.44	21,288,814.02	
Capital Outlays														
Land and Land Improvements Outlay	202	3,156,936.23	334,660.42	325,598.34	-	-	325,598.34	-	-	-	86,937.50	,660,258.76	2,496,677.47	
Office Buildings	211	250,000.00	-	142,800.00	-	-	142,800.00	-	-	-	-	142,800.00	107,200.00	
School Buildings	212	14,361,081.99	25,781.07	658,070.24	47,750.00	-	705,820.24	-	-	-	16,100.00	731,601.31	13,629,480.68	
Other Structures	215	3,048,388.21	-	41,890.00	-	-	41,890.00	-	-	-	-	41,890.00	3,006,498.21	
Office Equipment	221	928,955.00	72,000.00	-	251,399.00	59,178.95	310,577.95	-	-	-	-	382,577.95	546,377.05	
Furnitures and Fixtures	222	1,829,015.00	17,625.00	461,021.25	-	198,900.00	659,921.25	-	-	-	122,000.00	677,546.25	1,151,468.75	
IT Equipment Outlay	223	3,413,420.00	-	570,712.00	259,707.32	599,827.90	1,430,247.22	21,500.00	-	-	253,007.22	1,451,747.22	1,961,672.78	
Library Books	224	6,088,954.66	-	465,495.00	956,187.30	531,930.50	1,953,612.80	-	-	-	-	1,953,612.80	4,135,341.86	
Medical, Dental and Lab Equipment	233	-	-	124,305.00	600,323.00	-	724,628.00	-	-	-	195,290.00	724,628.00	(724,628.00)	
Laboratory Equipment	236	5,118,490.00	-	-	-	248,999.70	248,999.70	-	-	-	164,999.70	248,999.70	4,869,490.30	
Sports Equipment	235	599,000.00	-	-	-	-	-	-	-	-	-	-	599,000.00	
Other Machineries and Equipment	240	46,485.31	-	-	-	-	-	-	-	-	-	-	46,485.31	
Investment Outlay				25,200.00	71,600.00	-	96,800.00	-	-	-	9,550.00	96,800.00	(96,800.00)	
Motor Vehicle	241	250,000.00	-	-	-	-	-	-	-	-	-	-	250,000.00	
Other Property, Plant and Equipment	250	126,534.55	-	-	-	30,350.00	30,350.00	-	-	-	-	30,350.00	96,184.55	
Artesian Wells, Reservoirs, Pumping Stations and Other Assets	254	423,820.05	367,412.50	-	-	-	-	-	-	-	-	367,412.50	56,407.55	
Breeding Stocks	282	-	-	-	-	-	-	-	-	-	-	-	-	
	290	-	-	-	-	-	-	-	-	-	-	-	-	
Sub-Total		35,913,739.56	817,478.99	2,815,091.83	2,186,966.62	1,669,187.05	6,671,245.50	21,500.00	-	-	847,884.42	7,510,224.49	28,403,515.07	
GRAND TOTAL		102,795,623.79	1,970,627.10	8,542,559.98	8,697,891.51	13,324,116.19	30,564,567.68	340,207.51	19,393.00	1,012,576.81	3,213,714.03	34,349,941.88	68,445,681.91	

Certified Correct:


FILOMENA P. REYES
Acting Budget Officer

Submitted by:


JESSE T. ZAMORA, Ed.D.
SUC Resident II