


























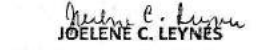







Mindoro State College of Agriculture and Technology
 Financial Performance Report
 As of September 30, 2013
 ALL FUNDS
 In Thousand Pesos

I. EXPENDITURES															
FUND SOURCE	FY 2013 APPROPRIATIONS (Full Year)	ALLOTMENTS RECEIVED				OBLIGATION INCURRED				UTILIZATION RATE (%)	REMARKS				
		PS	MOOE	CO	TOTAL	PS	MOOE	CO	TOTAL						
As of September 30, 2013															
Current Year Budget:															
Agency Specific Budget	96,959	77,395	16,014	3,550	96,959	61,534	11,032	3,550	76,116	79%					
Special Purpose Funds (MPBF/PDAF)		6,482	450		6,932	6,333			6,333	91%					
Automatic Appropriations	7,323	7,342			7,342	5,334			5,334	73%					
Continuing Appropriations:															
Unobligated Allotments as of 12/31/12															
Allotment Releases on 2013															
TOTAL	104,282	91,219	16,464	3,550	111,233	73,201	11,032	3,550	87,783						
OF WHICH:															
Key Program Projects:	104,282	91,219	16,464		111,233										
Advanced and Higher Education Services	101,882	91,219	14,064	3,550	108,833										
Research Services	1,766		1,766		1,766										
Extension Services	634		634		634										
<i>note: linked to five (5) Priority Areas of Spending</i>															
II. DISBURSEMENTS															
DISBURSEMENT AUTHORITY	FY 2013 CASH PROGRAM		DISBURSEMENT AUTHORITIES RECEIVED/ ISSUED	ACTUAL DISBURSEMENTS				DISBURSEMENT RATE (In %)	REMARKS						
	FULL YEAR	JAN-JUNE		PS	MOOE	CO	TOTAL								
Notice of Cash Allocation (NCA) for:															
Current Year	98,048	70,592	98,048	66,859	9,061	1,238	77,158	75%							
Prior Year A/Ps															
Non-Cash Availment Authority															
Cash Disbursement Ceiling															
Tax Remittance Advice	7,523	5,554	7,523	5,201	319	34	5,554	74%							
TOTAL	105,571	76,146	105,571	72,060	9,380	1,272	82,712								
<table style="width: 100%; border: none;"> <tr> <td style="width: 30%; vertical-align: top;"> APPROVED BY:  JESSE T. LAMORA, Ed. D. SUC President II </td> <td style="width: 30%; vertical-align: top; text-align: center;"> Certified Correct:  JOELENIE C. LEYNES Dir. - Planning, Monitoring and Evaluation </td> <td style="width: 30%; vertical-align: top; text-align: center;"> Certified Correct:  FILOMENA P. REYES Acting Budget Officer </td> <td style="width: 10%; vertical-align: top; text-align: center;">  DORINA T. EMPLEO Acting Accountant </td> </tr> </table>												APPROVED BY:  JESSE T. LAMORA, Ed. D. SUC President II	Certified Correct:  JOELENIE C. LEYNES Dir. - Planning, Monitoring and Evaluation	Certified Correct:  FILOMENA P. REYES Acting Budget Officer	 DORINA T. EMPLEO Acting Accountant
APPROVED BY:  JESSE T. LAMORA, Ed. D. SUC President II	Certified Correct:  JOELENIE C. LEYNES Dir. - Planning, Monitoring and Evaluation	Certified Correct:  FILOMENA P. REYES Acting Budget Officer	 DORINA T. EMPLEO Acting Accountant												

Mindoro State College of Agriculture and Technology
 Financial Performance Report
 As of June 30, 2013
 ALL FUNDS
 In Thousand Pesos

I. EXPENDITURES															
FUND SOURCE	FY 2013 APPROPRIATIONS (Full Year)	ALLOTMENTS RECEIVED				OBLIGATION INCURRED				UTILIZATION RATE (%)	REMARKS				
		PS	MOOE	CO	TOTAL	PS	MOOE	CO	TOTAL						
		As of June 30, 2013													
Current Year Budget:															
Agency Specific Budget	96,959	77,395	16,014	3,550	96,959	43,384	6,760	1,273	51,417	53%					
Special Purpose Funds (MPBF/PDAF)		2,523			2,523	2,523			2,523	100%					
Automatic Appropriations	7,323	7,323			7,323	3,621			3,621	49%					
Continuing Appropriations:															
Unobligated Allotments as of 12/31/12															
Allotment Releases on 2013															
TOTAL	104,282	87,241	16,014	3,550	106,805	49,528	6,760	1,273	57,561						
OF WHICH:															
Key Program Projects:	104,282	84,718	16,014		104,282										
Advanced and Higher Education Services	101,882	84,718	13,614	3,550	101,882										
Research Services	1,766		1,766		1,766										
Extension Services	634		634		634										
<i>note: linked to five (5) Priority Areas of Spending</i>															
II. DISBURSEMENTS															
DISBURSEMENT AUTHORITY	FY 2013 CASH PROGRAM		DISBURSEMENT AUTHORITIES RECEIVED/ ISSUED	ACTUAL DISBURSEMENTS				DISBURSEMENT RATE (In %)	REMARKS						
	FULL YEAR	JAN-JUNE		PS	MOOE	CO	TOTAL								
Notice of Cash Allocation (NCA) for:															
Current Year	98,048	49,024	98,048	45,798	4,510	1,238	51,546	53%							
Prior Year A/Ps															
Non-Cash Availment Authority															
Cash Disbursement Ceiling															
Tax Remittance Advice	7,523	3,707	7,523	3,517	156	34	3,707	49%							
TOTAL	105,571	52,731	105,571	49,315	4,666	1,272	55,253								
<table style="width: 100%; border: none;"> <tr> <td style="width: 30%; vertical-align: top;"> APPROVED BY:  JESSE T. ZAMORA, Ed. D. SUC President II </td> <td style="width: 30%; vertical-align: top; text-align: center;"> Certified Correct:  JOELENE C. LEYNES Dir. - Planning, Monitoring and Evaluation </td> <td style="width: 30%; vertical-align: top; text-align: center;"> Certified Correct:  FILOMENA P. REYES Acting Budget Officer </td> <td style="width: 10%; vertical-align: top; text-align: center;">  DORINA T. EMPLEO Acting Accountant </td> </tr> </table>												APPROVED BY:  JESSE T. ZAMORA, Ed. D. SUC President II	Certified Correct:  JOELENE C. LEYNES Dir. - Planning, Monitoring and Evaluation	Certified Correct:  FILOMENA P. REYES Acting Budget Officer	 DORINA T. EMPLEO Acting Accountant
APPROVED BY:  JESSE T. ZAMORA, Ed. D. SUC President II	Certified Correct:  JOELENE C. LEYNES Dir. - Planning, Monitoring and Evaluation	Certified Correct:  FILOMENA P. REYES Acting Budget Officer	 DORINA T. EMPLEO Acting Accountant												

Mindoro State College of Agriculture and Technology
 Financial Performance Report
 As of March 31, 2013
 ALL FUNDS
 In Thousand Pesos

I. EXPENDITURES														
FUND SOURCE	FY 2013 APPROPRIATIONS (Full Year)	ALLOTMENTS RECEIVED				OBLIGATION INCURRED				UTILIZATION RATE (%)	REMARKS			
		PS	MOOE	CO	TOTAL	PS	MOOE	CO	TOTAL					
		As of March 31, 2013												
Current Year Budget:														
Agency Specific Budget	96,959	77,395	16,014	3,550	96,959	17,696,361	2,388,248	1,272,874	21,357,483	22027.33%				
Special Purpose Funds (MPBF/PDAF)		2,307,185			2,307,185	2,307,185			2,307,185	100.00%				
Automatic Appropriations	7,323	7,323			7,323	1,812,685			1,812,685	24753.31%				
Continuing Appropriations:														
Unobligated Allotments as of 12/31/12														
Allotment Releases on 2013														
TOTAL	104,282	2,391,903	16,014	3,550	2,411,467	21,816,231	2,388,248	1,272,874	25,477,353					
OF WHICH:														
Key Program Projects:	104,282	84,718	16,014		104,282									
Advanced and Higher Education Services	101,882	84,718	13,614	3,550	101,882									
Research Services	1,766		1,766		1,766									
Extension Services	634		634		634									
<i>note: linked to five (5) Priority Areas of Spending</i>														
II. DISBURSEMENTS														
DISBURSEMENT AUTHORITY	FY 2013 CASH PROGRAM		DISBURSEMENT AUTHORITIES RECEIVED/ ISSUED	ACTUAL DISBURSEMENTS				DISBURSEMENT RATE (In %)	REMARKS					
	FULL YEAR	JAN-MARCH		PS	MOOE	CO	TOTAL							
Notice of Cash Allocation (NCA) for:														
Current Year	98,048	23,505	98,048	21,043	4,769	774	26,586	27%						
Prior Year A/Ps														
Non-Cash Availment Authority														
Cash Disbursement Ceiling														
Tax Remittance Advice	7,523	1,916	7,523	1,817	65	34	1,916	25%						
TOTAL	105,571	25,421	105,571	22,860	4,834	808	28,502							
<table style="width: 100%; border: none;"> <tr> <td style="width: 33%; vertical-align: top;"> APPROVED BY:  JESSE T. ZAMORA, Ed. D. SUC President II </td> <td style="width: 33%; vertical-align: top; text-align: center;"> Certified Correct:  MENCILISA A. ROXAS-CANTOS Dir. - Planning, Monitoring and Evaluation </td> <td style="width: 33%; vertical-align: top; text-align: right;"> Certified Correct:  DORINA T. EMPLEO Acting Accountant </td> </tr> </table>												APPROVED BY:  JESSE T. ZAMORA, Ed. D. SUC President II	Certified Correct:  MENCILISA A. ROXAS-CANTOS Dir. - Planning, Monitoring and Evaluation	Certified Correct:  DORINA T. EMPLEO Acting Accountant
APPROVED BY:  JESSE T. ZAMORA, Ed. D. SUC President II	Certified Correct:  MENCILISA A. ROXAS-CANTOS Dir. - Planning, Monitoring and Evaluation	Certified Correct:  DORINA T. EMPLEO Acting Accountant												