
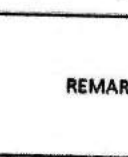





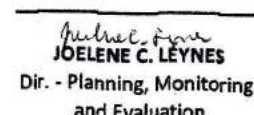










Mindoro State College of Agriculture and Technology
 Financial Performance Report
 As of May 31, 2011
 ALL FUNDS
 In Thousand Pesos

ANNEX A




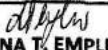








I. EXPENDITURES											
FUND SOURCE	FY 2011 APPROPRIATIONS (Full Year)	ALLOTMENTS RECEIVED				OBLIGATION INCURRED				UTILIZATION RATE (%)	REMARKS
		PS	MOOE	CO	TOTAL	PS	MOOE	CO	TOTAL		
		As of May 31, 2011									
Current Year Budget:											
Agency Specific Budget	68,158	57,717	5,853		63,570	24,533	2,775		27,308	42.96%	remaining allotments are for the remaining months of the year
Special Purpose Funds (MPBF/PDAF)	6,542	6,542	150		6,692	2,825		2,825	42.21%		
Automatic Appropriations	5,674	5,237			5,237	2,263		2,263	43.21%		
Continuing Appropriations:											
Unobligated Allotments as of 12/31/10 Allotment Releases on 2011											
TOTAL	80,374	69,496	6,003		75,499	29,621	2,775		32,396		
OF WHICH:											
Key Program Projects:	80,374	74,371	6,003		80,374						
Advanced and Higher Education Services	79,619	74,371	5,248		79,619						
Research Services	699		699		699						
Extension Services	56		56		56						
<i>note: linked to five (5) Priority Areas of Spending</i>											
II. DISBURSEMENTS											
DISBURSEMENT AUTHORITY	FY 2011 CASH PROGRAM		DISBURSEMENT AUTHORITIES RECEIVED/ ISSUED	ACTUAL DISBURSEMENTS				DISBURSEMENT RATE (In %)	REMARKS		
	FULL YEAR	JAN-MAY		PS	MOOE	CO	TOTAL				
Notice of Cash Allocation (NCA) for: Current Year Prior Year A/Ps	70,733	31,659	31,659	29,344	2,315		31,659	100%			
Non-Cash Availment Authority Cash Disbursement Ceiling Tax Remittance Advice	4,928	1,996	1,996	1,894	102		1,996	100%			
TOTAL	75,661	33,655		31,238	2,417		33,655				
APPROVED BY:  JESSE T. ZAMORA, Ed. D. SUC President II											
Certified Correct:  MENCILISA A. ROXAS-CANTOS Budget Officer III											
 JOYLENE C. LEYNES Dir. - Planning, Monitoring and Evaluation											
 DORINA T. EMPLEO Acting Accountant											

Mindoro State College of Agriculture and Technology
Financial Performance Report
 As of June 30, 2011
 ALL FUNDS
 In Thousand Pesos




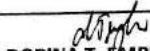








ANNEX A

I. EXPENDITURES															
FUND SOURCE	FY 2011 APPROPRIATIONS (Full Year)	ALLOTMENTS RECEIVED				OBLIGATION INCURRED				UTILIZATION RATE (%)	REMARKS				
		PS	MOOE	CO	TOTAL	PS	MOOE	CO	TOTAL						
As of May 31, 2011															
Current Year Budget:															
Agency Specific Budget	68,158	57,866	5,853		63,719	33,734	3,170		36,904	57.92%	remaining allotments are for the remaining months of the year; PDAF no NCA yet				
Special Purpose Funds (MPBF/PDAF)	11,015	10,365	650		11,015	479			479	4.35%					
Automatic Appropriations	5,674	5,250			5,250	2,775			2,775	52.86%					
Continuing Appropriations:															
Unobligated Allotments as of 12/31/10															
Allotment Releases on 2011															
TOTAL	84,847	73,481	6,503		79,984	36,988	3,170		40,158						
OF WHICH:															
Key Program Projects:	84,847	73,481	6,503		79,984										
Advanced and Higher Education Services	84,092	73,481	5,748		79,229										
Research Services	699		699		699										
Extension Services	56		56		56										
<i>note: linked to five (5) Priority Areas of Spending</i>															
II. DISBURSEMENTS															
DISBURSEMENT AUTHORITY	FY 2011 CASH PROGRAM		DISBURSEMENT AUTHORITIES RECEIVED/ ISSUED	ACTUAL DISBURSEMENTS				DISBURSEMENT RATE (In %)	REMARKS						
	FULL YEAR	JAN-JUN		PS	MOOE	CO	TOTAL								
Notice of Cash Allocation (NCA) for:															
Current Year	70,733	37,190	37,190	34,529	2,661		37,190	100%							
Prior Year A/Ps															
Non-Cash Availment Authority															
Cash Disbursement Ceiling															
Tax Remittance Advice	4,928	2,410	2,410	2,296	114		2,410	100%							
TOTAL	75,661	39,600		36,825	2,775		39,600								
<table border="0" style="width: 100%;"> <tr> <td style="width: 33%; vertical-align: top;"> APPROVED BY:  JESSE T. ZAMORA, Ed. D. SUC President II </td> <td style="width: 33%; vertical-align: top;"> Certified Correct:  JOELENE C. LEYNES Dir. - Planning, Monitoring and Evaluation </td> <td style="width: 33%; vertical-align: top;">  MENCILISA A. ROXAS-CANTOS Budget Officer III </td> <td style="width: 33%; vertical-align: top;">  DORINA T. EMPLEO Acting Accountant </td> </tr> </table>												APPROVED BY:  JESSE T. ZAMORA, Ed. D. SUC President II	Certified Correct:  JOELENE C. LEYNES Dir. - Planning, Monitoring and Evaluation	 MENCILISA A. ROXAS-CANTOS Budget Officer III	 DORINA T. EMPLEO Acting Accountant
APPROVED BY:  JESSE T. ZAMORA, Ed. D. SUC President II	Certified Correct:  JOELENE C. LEYNES Dir. - Planning, Monitoring and Evaluation	 MENCILISA A. ROXAS-CANTOS Budget Officer III	 DORINA T. EMPLEO Acting Accountant												

Mindoro State College of Agriculture and Technology
Financial Performance Report
As of September 30, 2011
ALL FUNDS
In Thousand Pesos

I. EXPENDITURES															
FUND SOURCE	FY 2011 APPROPRIATIONS (Full Year)	ALLOTMENTS RECEIVED				OBLIGATION INCURRED				UTILIZATION RATE (%)	REMARKS				
		PS	MOOE	CO	TOTAL	PS	MOOE	CO	TOTAL						
		As of September 30, 2011													
Current Year Budget:															
Agency Specific Budget	68,158	58,565	5,853		64,418	45,589	5,163		50,752	78.79%	remaining allotments are for the remaining months of the year				
Special Purpose Funds (MPBF/PDAF)	12,946	11,996	950		12,946	5,013	950		5,963	46.06%					
Automatic Appropriations	5,674	5,315			5,315	3,999			3,999	75.24%					
Continuing Appropriations:															
Unobligated Allotments as of 12/31/10															
Allotment Releases on 2011															
TOTAL	86,778	75,876	6,803		82,679	54,601	6,113		60,714						
OF WHICH:															
Key Program Projects:	84,847	75,876	6,803		82,679										
Advanced and Higher Education Services	84,092	75,876	6,048		81,924										
Research Services	699	699			699										
Extension Services	56	56			56										
<i>note: linked to five (5) Priority Areas of Spending</i>															
II. DISBURSEMENTS															
DISBURSEMENT AUTHORITY	FY 2011 CASH PROGRAM		DISBURSEMENT AUTHORITIES RECEIVED/ ISSUED	ACTUAL DISBURSEMENTS				DISBURSEMENT RATE (In %)	REMARKS						
	FULL YEAR	JAN-SEP		PS	MOOE	CO	TOTAL								
Notice of Cash Allocation (NCA) for:															
Current Year	77,000	56,505	56,505	51,271	5,234		56,505	100%							
Prior Year A/Ps															
Non-Cash Availment Authority															
Cash Disbursement Ceiling															
Tax Remittance Advice	4,928	3,937	3,937	3,755	182		3,937	100%							
TOTAL	81,928	60,442	60,442	55,026	5,416		60,442								
<table style="width: 100%; border: none;"> <tr> <td style="width: 33%; vertical-align: top;"> APPROVED BY:  JESSE T. ZAMORA, Ed. D. SUC President II </td> <td style="width: 33%; vertical-align: top; text-align: center;"> Certified Correct:  JOELENE C. LEYNES Dir. - Planning, Monitoring and Evaluation </td> <td style="width: 33%; vertical-align: top; text-align: center;">  MENCILISA A. ROXAS-CANTOS Budget Officer III </td> <td style="width: 33%; vertical-align: top; text-align: center;">  DORINA T. EMPLEO Acting Accountant </td> </tr> </table>												APPROVED BY:  JESSE T. ZAMORA, Ed. D. SUC President II	Certified Correct:  JOELENE C. LEYNES Dir. - Planning, Monitoring and Evaluation	 MENCILISA A. ROXAS-CANTOS Budget Officer III	 DORINA T. EMPLEO Acting Accountant
APPROVED BY:  JESSE T. ZAMORA, Ed. D. SUC President II	Certified Correct:  JOELENE C. LEYNES Dir. - Planning, Monitoring and Evaluation	 MENCILISA A. ROXAS-CANTOS Budget Officer III	 DORINA T. EMPLEO Acting Accountant												

Mindoro State College of Agriculture and Technology
Financial Performance Report
As of December 31, 2011
ALL FUNDS
In Thousand Pesos

I. EXPENDITURES															
FUND SOURCE	FY 2011 APPROPRIATIONS (Full Year)	ALLOTMENTS RECEIVED				OBLIGATION INCURRED				UTILIZATION RATE (%)	REMARKS				
		PS	MOOE	CO	TOTAL	PS	MOOE	CO	TOTAL						
		As of December 31, 2011													
Current Year Budget:															
Agency Specific Budget	68,158	59,004	5,853		64,857	58,824	5,853		64,677	99.72%	remaining allotment for MOOE is intended for scholarship (PDAF)				
Special Purpose Funds (MPBF/PDAF)	15,670	14,270	1,400		15,670	14,357	950		15,307	97.68%					
Automatic Appropriations	5,674	5,360			5,360	5,453			5,453	101.74%					
Continuing Appropriations:															
Unobligated Allotments as of 12/31/10															
Allotment Releases on 2011															
TOTAL	89,502	78,634	7,253		85,887	78,634	6,803		85,437						
OF WHICH:															
Key Program Projects:	89,502	78,634	7,253		85,887										
Advanced and Higher Education Services	88,747	78,634	6,498		85,132										
Research Services	699		699		699										
Extension Services	56		56		56										
<i>note: linked to five (5) Priority Areas of Spending</i>															
II. DISBURSEMENTS															
DISBURSEMENT AUTHORITY	FY 2011 CASH PROGRAM		DISBURSEMENT AUTHORITIES RECEIVED/ ISSUED	ACTUAL DISBURSEMENTS				DISBURSEMENT RATE (In %)	REMARKS						
	FULL YEAR	JAN-DEC		PS	MOOE	CO	TOTAL								
Notice of Cash Allocation (NCA) for:															
Current Year	79,866	79,866	79,729	73,458	6,270		79,728	100%	PDAF (scholarship grant)						
Prior Year A/Ps			450				0	0%							
Non-Cash Availment Authority															
Cash Disbursement Ceiling	4,928	5,571	5,571	5,348	223		5,571	100%							
Tax Remittance Advice															
TOTAL	84,794	85,437	85,750	78,806	6,493		85,299								
<table style="width: 100%; border: none;"> <tr> <td style="width: 30%; vertical-align: top;"> APPROVED BY:  JESSE T. ZAMORA, Ed. D. SUC President II </td> <td style="width: 30%; vertical-align: top; text-align: center;"> Certified Correct:  JOELENE C. LEYNES Dir. - Planning, Monitoring and Evaluation </td> <td style="width: 30%; vertical-align: top; text-align: center;">  MENCILISA A. ROXAS-CANTOS Budget Officer III </td> <td style="width: 10%; vertical-align: top; text-align: center;">  DORINA T. EMPLEO Acting Accountant </td> </tr> </table>												APPROVED BY:  JESSE T. ZAMORA, Ed. D. SUC President II	Certified Correct:  JOELENE C. LEYNES Dir. - Planning, Monitoring and Evaluation	 MENCILISA A. ROXAS-CANTOS Budget Officer III	 DORINA T. EMPLEO Acting Accountant
APPROVED BY:  JESSE T. ZAMORA, Ed. D. SUC President II	Certified Correct:  JOELENE C. LEYNES Dir. - Planning, Monitoring and Evaluation	 MENCILISA A. ROXAS-CANTOS Budget Officer III	 DORINA T. EMPLEO Acting Accountant												