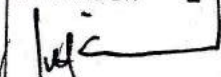


Mindoro State College of Agriculture and Technology
 Financial Performance Report
 As of March 31, 2012
 ALL FUNDS
 In Thousand Pesos


ANNEX A

I. EXPENDITURES											
FUND SOURCE	FY 2012 APPROPRIATIONS (Full Year)	ALLOTMENTS RECEIVED				OBLIGATION INCURRED				UTILIZATION RATE (%)	REMARKS
		PS	MOOE	CO	TOTAL	PS	MOOE	CO	TOTAL		
		As of March 31, 2012									
Current Year Budget:											
Agency Specific Budget	68,134	61,108	7,026		68,134	16,125	1,775		17,900	26.27%	remaining allotment for MOOE is intended for scholarship (PDAF)
Special Purpose Funds (MPBF/PDAF)	600		600		600	0			0		
Automatic Appropriations	5,612	5,612	0		5,612	1,339			1,339	23.86%	
Continuing Appropriations:											
Unobligated Allotments as of 12/31/11											
Allotment Releases on 2012											
TOTAL	74,346	66,720	7,626		74,346	17,464	1,775		19,239		
OF WHICH:											
Key Program Projects:	74,346	66,720	7,626		74,346						
Advanced and Higher Education Services	73,451	66,720	6,731		73,451						
Research Services	839		839		839						
Extension Services	56		56		56						
<i>note: linked to five (5) Priority Areas of Spending</i>											
II. DISBURSEMENTS											
DISBURSEMENT AUTHORITY	FY 2012 CASH PROGRAM		DISBURSEMENT AUTHORITIES RECEIVED/ ISSUED	ACTUAL DISBURSEMENTS				DISBURSEMENT RATE (In %)	REMARKS		
	FULL YEAR	JAN-MAR		PS	MOOE	CO	TOTAL				
Notice of Cash Allocation (NCA) for:											
Current Year	37,436	39,846	39,846	16,054	1,367		17,421	44%	PDAF (scholarship grant)		
Prior Year A/Ps			450				0	0%			
Non-Cash Availment Authority											
Cash Disbursement Ceiling											
Tax Remittance Advice	3,137	3,114	3,114	1,505	48		1,553	50%			
TOTAL	40,573	42,960	43,410	17,559	1,415		18,974				

APPROVED BY:


 JESSE T. ZAMORA, Ed. D.
 SUC President II

Certified Correct:


 JOELENE C. LEYNES
 Dir. - Planning, Monitoring
 and Evaluation


 FILOMENA P. REYES
 Acting Budget Officer


 DORINA T. EMPLEO
 Acting Accountant


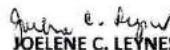


Mindoro State College of Agriculture and Technology

Financial Performance Report


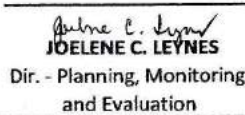


As of June 30, 2012

ALL FUNDS

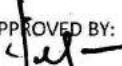

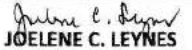












In Thousand Pesos

I. EXPENDITURES											
FUND SOURCE	FY 2012 APPROPRIATIONS (Full Year)	ALLOTMENTS RECEIVED				OBLIGATION INCURRED				UTILIZATION RATE (%)	REMARKS
		PS	MOOE	CO	TOTAL	PS	MOOE	CO	TOTAL		
		As of June 30, 2012									
Current Year Budget:											
Agency Specific Budget	68,134	61,108	7,026		68,134	36,897	3,285		40,182	58.97%	remaining allotment for MOOE is intended for scholarship (PDAF)
Special Purpose Funds (MPBF/PDAF)	600		600		600	0	450		450	75.00%	
Automatic Appropriations	5,612	5,612			5,612	3,194			3,194	56.91%	
Continuing Appropriations: Unobligated Allotments as of 12/31/11 Allotment Releases on 2012											
TOTAL	74,346	66,720	7,626		74,346	40,091	3,735		43,826		
OF WHICH:											
Key Program Projects:	74,346	66,720	7,626		74,346						
Advanced and Higher Education Services	73,451	66,720	6,731		73,451						
Research Services	839		839		839						
Extension Services	56		56		56						
<i>note: linked to five (5) Priority Areas of Spending</i>											
II. DISBURSEMENTS											
DISBURSEMENT AUTHORITY	FY 2012 CASH PROGRAM		DISBURSEMENT AUTHORITIES RECEIVED/ ISSUED	ACTUAL DISBURSEMENTS				DISBURSEMENT RATE (In %)	REMARKS		
	FULL YEAR JAN-JUNE	JAN-JUNE		PS	MOOE	CO	TOTAL				
Notice of Cash Allocation (NCA) for:											
Current Year	37,436	39,846	39,846	36,452	3,394		39,846	100%	PDAF (scholarship grant)		
Prior Year A/Ps			450								
Non-Cash Availment Authority											
Cash Disbursement Ceiling											
Tax Remittance Advice	3,137	3,114	3,114	3,008	106		3,114	100%			
TOTAL											
APPROVED BY:  JESSE T. ZAMORA, Ed. D. SUC President II ✓											
Certified Correct: _____											
<div style="display: flex; justify-content: space-around;"> <div style="text-align: center;">  JOELENE C. LEYNES Dir. - Planning, Monitoring and Evaluation </div> <div style="text-align: center;">  FILomena P. REYES Acting Budget Officer </div> <div style="text-align: center;">  DORINA T. EMPLEO Acting Accountant </div> </div>											

Mindoro State College of Agriculture and Technology
 Financial Performance Report
 As of September 30, 2012
 ALL FUNDS
 In Thousand Pesos

I. EXPENDITURES											
FUND SOURCE	FY 2012 APPROPRIATIONS (Full Year)	ALLOTMENTS RECEIVED				OBLIGATION INCURRED				UTILIZATION RATE (%)	REMARKS
		PS	MOOE	CO	TOTAL	PS	MOOE	CO	TOTAL		
		As of September 30, 2012									
Current Year Budget:											
Agency Specific Budget	68,134	61,108	7,026		68,134	49,264	4,832		54,096	79.40%	remaining allotment for MOOE is intended for scholarship (PDAF)
Special Purpose Funds (MPBF/PDAF)	10,724	10,324	400		10,724	4,698	100		4,798	44.74%	
Automatic Appropriations	5,612	5,612	0		5,612	4,883			4,883	87.01%	
Continuing Appropriations:											
Unobligated Allotments as of 12/31/11	600		600		600		450		450		
Allotment Releases on 2012											
TOTAL	85,070	77,044	8,026		85,070	58,845	5,382		64,227		
OF WHICH:											
Key Program Projects:	85,070	77,044	8,026		85,070						
Advanced and Higher Education Services	84,175	77,044	7,131		84,175						
Research Services	839		839		839						
Extension Services	56		56		56						
<i>note: linked to five (5) Priority Areas of Spending</i>											
II. DISBURSEMENTS											
DISBURSEMENT AUTHORITY	FY 2012 CASH PROGRAM		DISBURSEMENT AUTHORITIES RECEIVED/ ISSUED	ACTUAL DISBURSEMENTS				DISBURSEMENT RATE (In %)	REMARKS		
	FULL YEAR	JAN-SEP		PS	MOOE	CO	TOTAL				
Notice of Cash Allocation (NCA) for:											
Current Year	78,005	59,541	78,499	55,537	4,689		60,226	77%	PDAF (scholarship grant)		
Prior Year A/Ps	134	134		134				55%			
Non-Cash Availment Authority	1,000		1,000		550		550				
Cash Disbursement Ceiling								91%			
Tax Remittance Advice	6,076	3,938	5,571	4,915	167		5,082				
TOTAL	85,215	63,613	85,070	60,586	5,406	0	65,858				
APPROVED BY:			Certified Correct:								
 JESSE T. ZAMORA, Ed. D. SUC President II			 JOELENE C. LEYNES Dir. - Planning, Monitoring and Evaluation			 MENCILISA A. ROXAS-CANTOS Budget Officer III			 DORINA T. EMPLEO Acting Accountant		

Mindoro State College of Agriculture and Technology
Financial Performance Report
 As of December 31, 2012
ALL FUNDS
 In Thousand Pesos

I. EXPENDITURES															
FUND SOURCE	FY 2012 APPROPRIATIONS (Full Year)	ALLOTMENTS RECEIVED				OBLIGATION INCURRED				UTILIZATION RATE (%)	REMARKS				
		PS	MOOE	CO	TOTAL	PS	MOOE	CO	TOTAL						
		As of December 31, 2012													
Current Year Budget:															
Agency Specific Budget	68,134	61,108	7,026		68,134	61,004	7,026		68,030	99.85%	remaining allotment for MOOE is intended for scholarship (PDAF)				
Special Purpose Funds (MPBF/PDAF)	15,347	14,846	500		15,346	14,878	500		15,378	100.21%					
Automatic Appropriations	6,967	6,967	0		6,967	7,038			7,038	101.02%					
Continuing Appropriations:															
Unobligated Allotments as of 12/31/11	600		600		600		450		450	75.00%					
Allotment Releases on 2012															
TOTAL	91,048	82,921	8,126		91,047	82,920	7,976		90,896						
OF WHICH:															
Key Program Projects:	91,048	82,922	7,976		91,048										
Advanced and Higher Education Services	90,153	82,922	7,081		90,153										
Research Services	839		839		839										
Extension Services	56		56		56										
<i>note: linked to five (5) Priority Areas of Spending</i>															
II. DISBURSEMENTS															
DISBURSEMENT AUTHORITY	FY 2012 CASH PROGRAM		DISBURSEMENT AUTHORITIES RECEIVED/ ISSUED	ACTUAL DISBURSEMENTS				DISBURSEMENT RATE (In %)	REMARKS						
	FULL YEAR	JAN-DEC		PS	MOOE	CO	TOTAL								
Notice of Cash Allocation (NCA) for:															
Current Year	83,872	83,872	83,872	76,210	6,780		82,990	99%	PDAF (scholarship grant)						
Prior Year A/Ps	134	134	134	134			134	100%							
Non-Cash Availment Authority	1,100	1,100	950		950		950	100%							
Cash Disbursement Ceiling															
Tax Remittance Advice	6,076	6,076	6,957	6,711	246		6,957	100%							
TOTAL	91,182	91,182	91,913	83,055	7,976	0	91,031								
<table style="width: 100%; border: none;"> <tr> <td style="width: 30%; vertical-align: top;"> APPROVED BY:  JESSE T. ZAMORA, Ed. D. SUC President II  </td> <td style="width: 40%; text-align: center; vertical-align: top;"> Certified Correct:  JOELENE C. LEYNES Dir. - Planning, Monitoring and Evaluation </td> <td style="width: 30%; text-align: center; vertical-align: top;">  MENCILISA A. ROXAS-CANTOS Budget Officer III </td> <td style="width: 10%; text-align: center; vertical-align: top;">  DORINA T. EMPLEO Acting Accountant </td> </tr> </table>												APPROVED BY:  JESSE T. ZAMORA, Ed. D. SUC President II 	Certified Correct:  JOELENE C. LEYNES Dir. - Planning, Monitoring and Evaluation	 MENCILISA A. ROXAS-CANTOS Budget Officer III	 DORINA T. EMPLEO Acting Accountant
APPROVED BY:  JESSE T. ZAMORA, Ed. D. SUC President II 	Certified Correct:  JOELENE C. LEYNES Dir. - Planning, Monitoring and Evaluation	 MENCILISA A. ROXAS-CANTOS Budget Officer III	 DORINA T. EMPLEO Acting Accountant												